

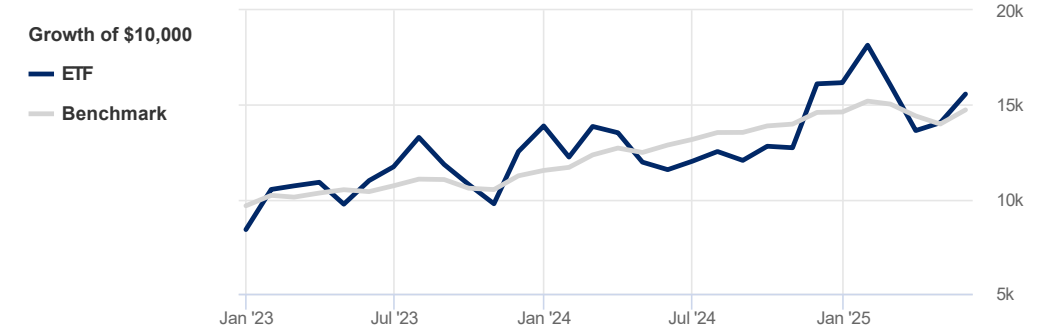
BMO ARK Innovation Fund ETF Series (NEOE:ARKK)

Benchmark Dow Jones Global TR Index (C\$)

Printed on June 16, 2025

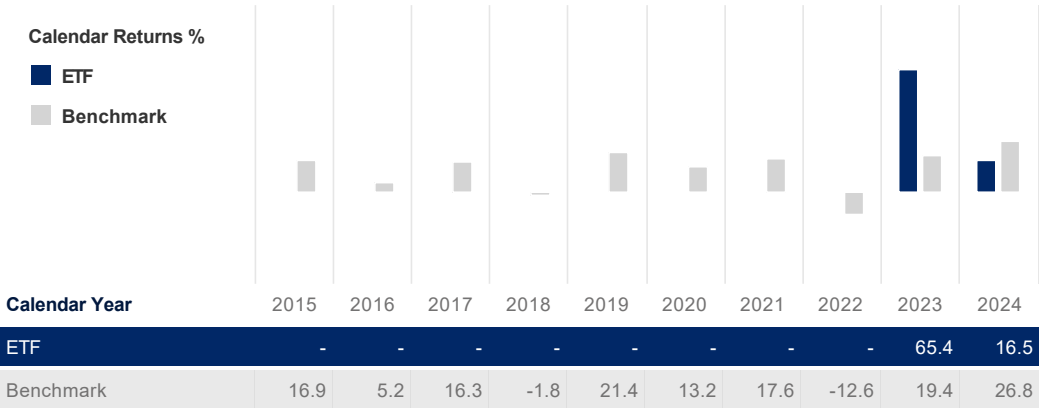
Performance Analysis

May 31, 2025



Trailing Returns %	YTD	1 Mth	3 Mth	6 Mth	1 Yr	3 Yr	5 Yr	10 Yr	S. Incep*
ETF	-3.7	10.8	-2.9	-3.4	34.6	-	-	-	16.6
Benchmark	0.8	5.4	-2.0	0.9	14.5	15.3	13.2	10.3	8.6
Value Added	-4.5	5.4	-0.9	-4.3	20.1	-	-	-	8.1

*Simulated performance since inception on November 15, 2022



Investment Objective

This fund's objective is to provide long-term capital growth by investing primarily in equity securities of companies involved in disruptive innovation from around the world.

Statistics

May 31, 2025

	ETF	Benchmark
Annualized Standard Dev	37.9%	10.2%
Fixed Income	ETF	Benchmark
YTM	-	-
Credit Quality	-	-
Average Maturity	-	-

Risk Rating

May 31, 2025

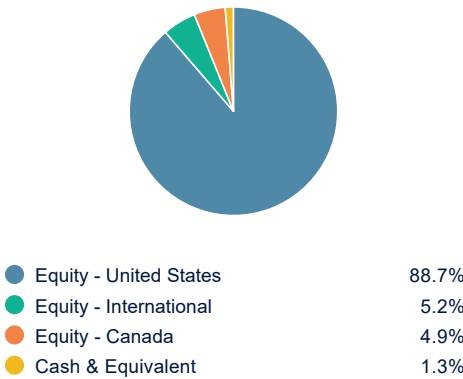
Low	Low to Medium	Medium	Medium to High	High
-----	---------------	--------	----------------	------

The chart above shows the volatility level of the ETF (based on standard deviation of the ETF's total returns since inception).

Portfolio Allocations

March 31, 2025

Asset Allocations



Sector Allocations

Sensitive	54.9%
Technology	39.9%
Consumer Services	11.0%
Industrial Goods	3.2%
Telecommunication	0.9%
Defensive	34.9%
Health Care	21.2%
Consumer Goods	12.4%
Cash & Equivalent	1.3%
Cyclical	10.2%
Financial Services	10.2%

Top Holdings

Top Holdings	% Assets
Tesla Inc - Common	11.35%
Roku Inc - Common Cl A	8.11%
Robinhood Markets Inc - Common Cl A	7.92%
Roblox Corp - Common Cl A	6.82%
Coinbase Global Inc - Common Cl A	6.56%
Palantir Technologies Inc - Common Cl A	6.21%
Shopify Inc - Common Cl A	4.68%
CRISPR Therapeutics AG - Common	4.63%
Tempus AI Inc - Common Cl A	4.61%
Twist Bioscience Corp - Common	2.65%
Total percentage of top 10 holdings	63.54%
Total number of holdings	39