

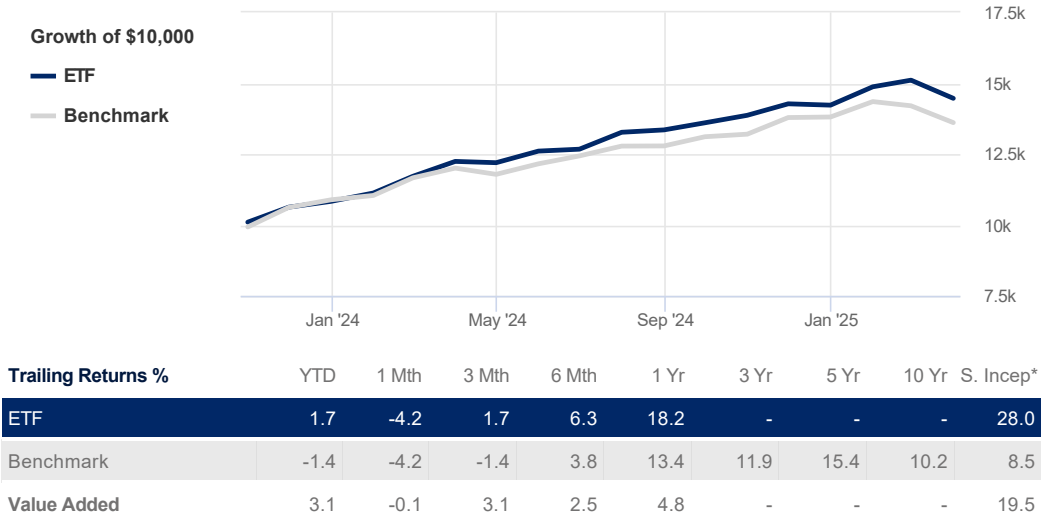
BMO Global Dividend Opportunities Fund Active ETF Series (NEOE:BGDV)

Benchmark Dow Jones Global TR Index (C\$)

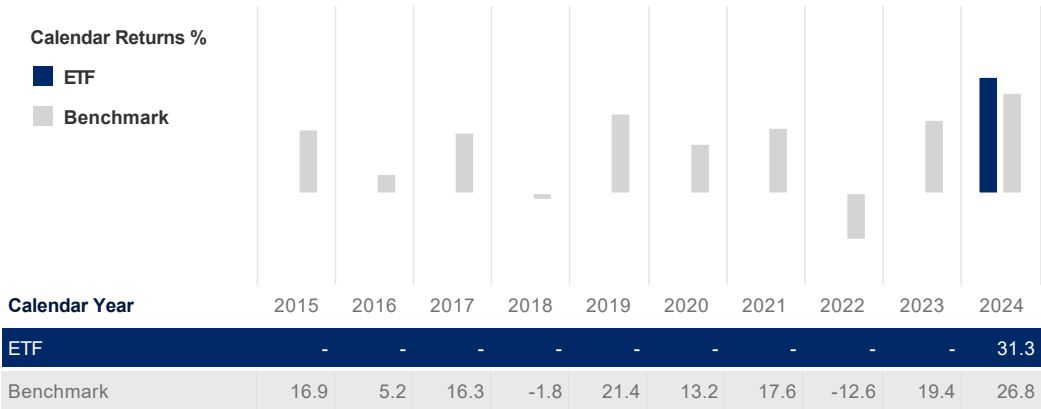
Printed on May 5, 2025

Performance Analysis

March 31, 2025



*Simulated performance since inception on September 27, 2023



Investment Objective

This fund's objective is to increase the value of your investment over the long term by investing primarily in equity securities of companies from around the world that pay dividends or that are expected to pay dividends.

Statistics

March 31, 2025

	ETF	Benchmark
Annualized Standard Dev	8.5%	8.9%
Fixed Income	ETF	Benchmark
YTM	-	-
Credit Quality	-	-
Average Maturity	-	-

Risk Rating

March 31, 2025

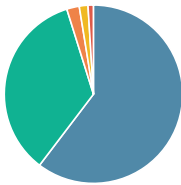
Low	Low to Medium	Medium	Medium to High	High
-----	---------------	--------	----------------	------

The chart above shows the volatility level of the ETF (based on standard deviation of the ETF's total returns since inception).

Portfolio Allocations

March 31, 2025

Asset Allocations



Equity - United States	60.3%
Equity - International	34.8%
Income Unit Trust	2.3%
Equity - Canada	1.6%
Cash & Equivalent	1.0%

Sector Allocations

Sensitive	49.8%
Technology	19.3%
Consumer Services	11.1%
Industrial Goods	7.2%
Energy	7.0%
Industrial Services	3.6%
Telecommunication	1.6%
Cyclical	29.9%
Financial Services	21.8%
Real Estate	4.7%
Basic Material	3.3%
Defensive	20.2%
Health Care	12.0%
Consumer Goods	5.8%
Utilities	1.5%
Cash & Equivalent	1.0%
Other	0.0%
Other	0.0%

Top Holdings

Top Holdings	% Assets
NVIDIA Corp - Common	4.18%
Apple Inc - Common	3.45%
Prudential PLC - Common	2.70%
UnitedHealth Group Inc - Common	2.55%
Union Pacific Corp - Common	2.55%
Shell PLC - ADR	2.49%
Amazon.com Inc - Common	2.46%
Snam SpA - Common	2.45%
CAD Currency	2.21%
Microsoft Corp - Common	2.18%
Total percentage of top 10 holdings	27.22%
Total number of holdings	82