

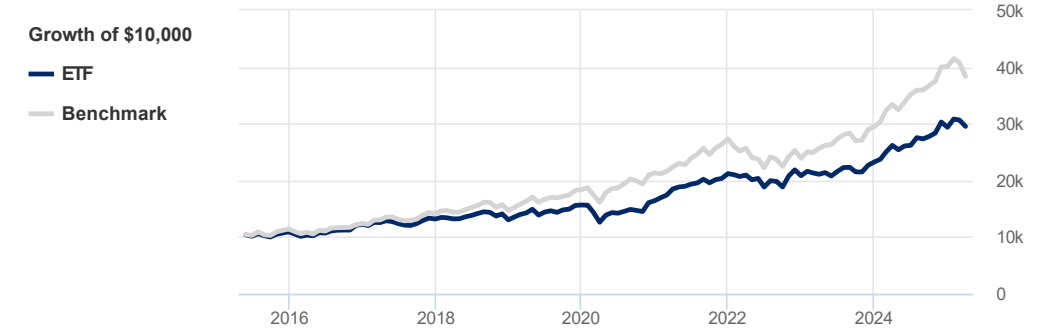
# iShares US Fundamental Index ETF (NEOE:CLU.C)

Benchmark S&P 500 Total Return Index C\$

Printed on May 7, 2025

## Performance Analysis

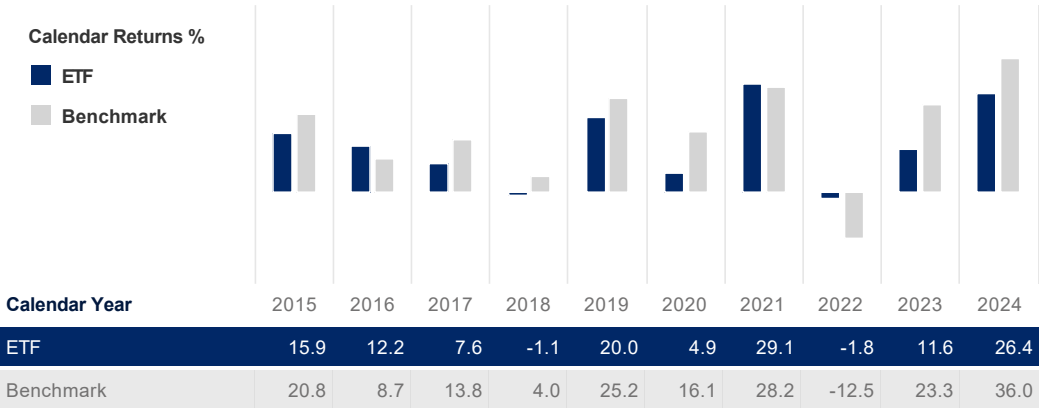
March 31, 2025



### Trailing Returns %

	YTD	1 Mth	3 Mth	6 Mth	1 Yr	3 Yr	5 Yr	10 Yr	S. Incep*
ETF	0.5	-3.7	0.5	6.4	12.8	12.1	18.5	11.1	14.7
Benchmark	-4.4	-6.0	-4.4	4.4	14.9	14.3	18.9	13.9	12.0
Value Added	4.9	2.3	4.9	2.0	-2.1	-2.1	-0.4	-2.8	2.8

\*Simulated performance since inception on April 7, 2009



## Investment Objective

iShares US Fundamental Index Fund seeks to track, less fees and expenses, the FTSE RAFI US 1000 C\$ Hedged Index, comprised of the largest 1,000 US-listed companies by fundamental value. They're selected on the basis of 3 factors aggregated over 5 years: total cash dividends, free cash flow and total sales. Current book equity value is also taken into account. CLU is hedged against U.S. currency risk.

## Statistics

March 31, 2025

	ETF	Benchmark
Annualized Standard Dev	12.0%	11.9%
Fixed Income	ETF	Benchmark
YTM	-	-
Credit Quality	-	-
Average Maturity	-	-

## Risk Rating

March 31, 2025

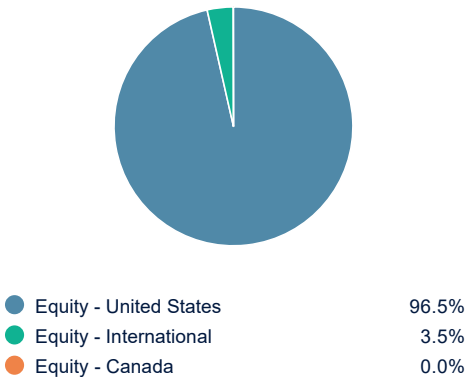
Low	Low to Medium	Medium	Medium to High	High

The chart above shows the volatility level of the ETF (based on standard deviation of the ETF's total returns since inception).

## Portfolio Allocations

February 28, 2025

### Asset Allocations



### Sector Allocations

<b>Sensitive</b>	<b>46.4%</b>
Technology	14.8%
Consumer Services	9.9%
Energy	7.1%
Industrial Goods	6.0%
Telecommunication	5.3%
Industrial Services	3.3%
<b>Cyclical</b>	<b>29.6%</b>
Financial Services	22.1%
Real Estate	4.7%
Basic Material	2.9%
<b>Defensive</b>	<b>23.7%</b>
Health Care	10.4%
Consumer Goods	8.4%
Utilities	4.9%
<b>Other</b>	<b>0.3%</b>
Other	0.3%

### Top Holdings

Top Holdings	% Assets
Berkshire Hathaway Inc - Common Cl B	2.56%
Apple Inc - Common	2.43%
JPMorgan Chase & Co - Common	2.40%
Exxon Mobil Corp - Common	2.06%
Amazon.com Inc - Common	1.73%
Microsoft Corp - Common	1.72%
AT&T Inc - Common	1.44%
Wells Fargo & Co - Common	1.38%
Bank of America Corp - Common	1.37%
Walmart Inc - Common	1.35%
<b>Total percentage of top 10 holdings</b>	<b>18.44%</b>
<b>Total number of holdings</b>	<b>998</b>