

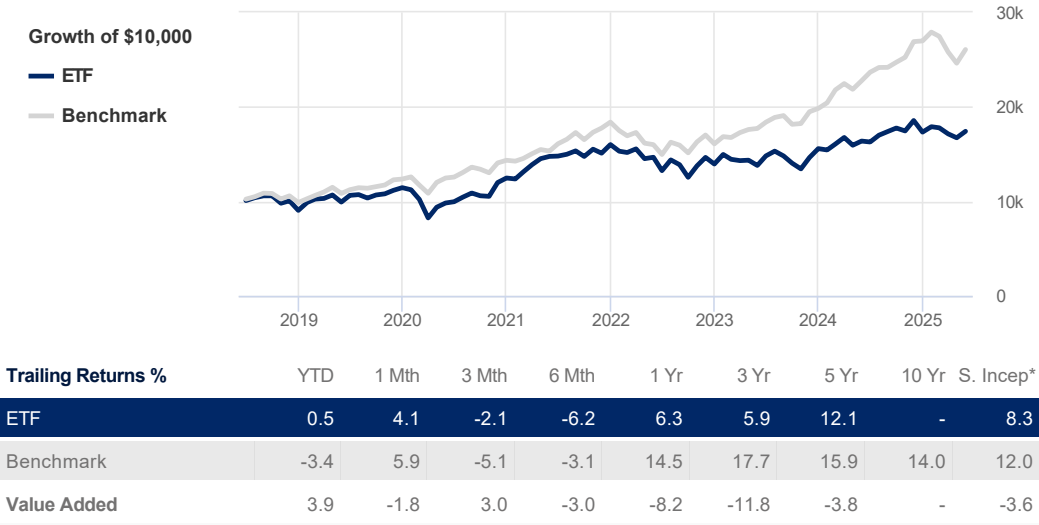
# Invesco S&P 500 Equal Weight Index ETF - CAD hedged (XTSE:EQL.F)

Benchmark S&P 500 Total Return Index C\$

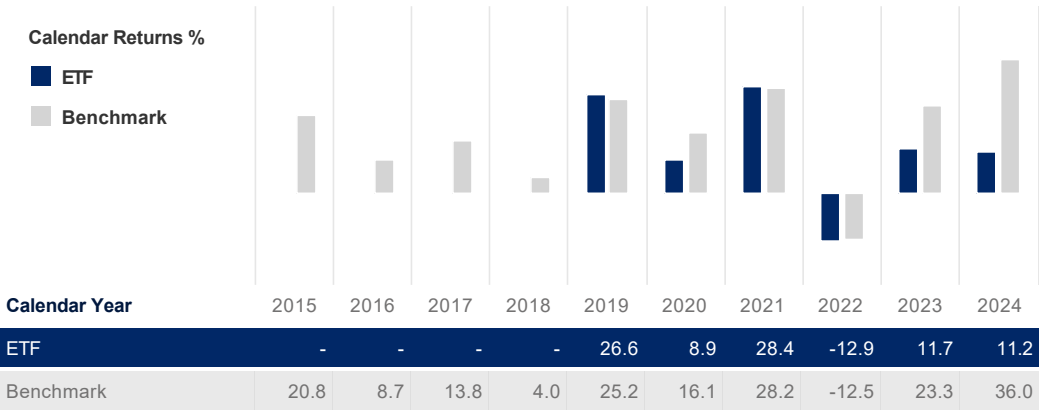
Printed on June 19, 2025

## Performance Analysis

May 31, 2025



\*Simulated performance since inception on May 29, 2018



## Investment Objective

Invesco S&P 500 Equal Weight Index ETF seeks to replicate, to the extent reasonably possible and before fees and expenses, the performance of the S&P 500® Equal Weight Index, or any successor thereto, on an unhedged basis, in the case of any unhedged units, or on a hedged basis, in the case of any hedged units. This Invesco ETF invests, directly or indirectly, primarily in equity securities of companies listed in the United States.

## Statistics

May 31, 2025

	ETF	Benchmark
Annualized Standard Dev	13.2%	13.3%
Fixed Income	ETF	Benchmark
YTM	-	-
Credit Quality	-	-
Average Maturity	-	-

## Risk Rating

May 31, 2025

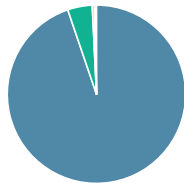
Low	Low to Medium	Medium	Medium to High	High
-----	---------------	--------	----------------	------

The chart above shows the volatility level of the ETF (based on standard deviation of the ETF's total returns since inception).

## Portfolio Allocations

May 31, 2025

### Asset Allocations



Equity - United States	94.8%
Equity - International	4.5%
Cash & Equivalent	0.4%
Equity - Canada	0.2%
Other	0.2%

### Sector Allocations

<b>Sensitive</b>	<b>46.6%</b>
Technology	16.1%
Industrial Goods	9.9%
Consumer Services	9.5%
Industrial Services	4.7%
Energy	4.5%
Telecommunication	1.8%
<b>Defensive</b>	<b>27.4%</b>
Health Care	10.5%
Consumer Goods	9.9%
Utilities	6.6%
Cash & Equivalent	0.4%
<b>Cyclical</b>	<b>25.9%</b>
Financial Services	14.0%
Real Estate	7.5%
Basic Material	4.4%
<b>Other</b>	<b>0.2%</b>
Other	0.2%

### Top Holdings

Top Holdings	% Assets
Invesco S&P 500 Eql Wght ETF (RSP)	99.68%
Canadian Dollar	0.32%
United States Dollar	-
<b>Total percentage of top 10 holdings</b>	<b>100.00%</b>
<b>Total number of holdings</b>	<b>3</b>