

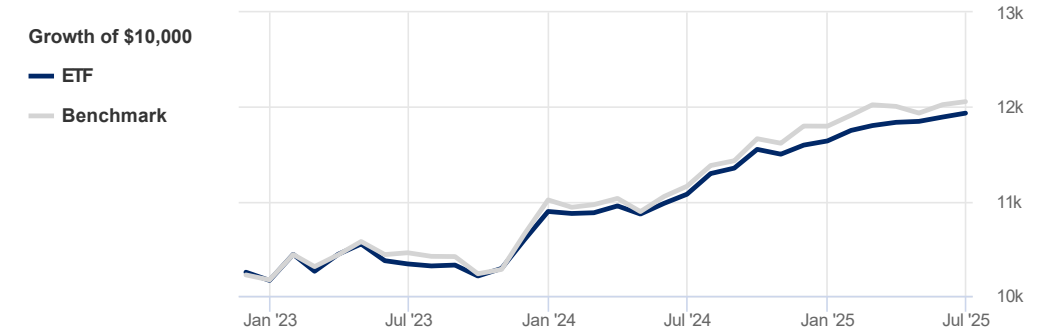
RBC Target 2028 Canadian Corporate Bond Index ETF (XTSE:RQQ)

Benchmark ICE BofA Canada Corporate Index TR CAD

Printed on August 11, 2025

Performance Analysis

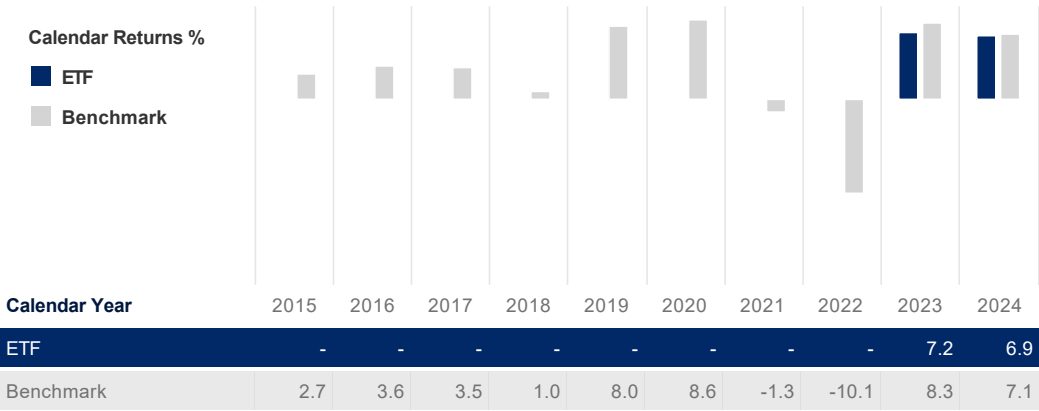
June 30, 2025



Trailing Returns %

	YTD	1 Mth	3 Mth	6 Mth	1 Yr	3 Yr	5 Yr	10 Yr	S. Incep*
ETF	2.5	0.3	0.8	2.5	7.7	-	-	-	7.6
Benchmark	2.2	0.3	0.4	2.2	8.0	6.2	1.6	3.0	3.8
Value Added	0.3	0.1	0.4	0.3	-0.3	-	-	-	3.8

*Simulated performance since inception on October 20, 2022



Investment Objective

The investment objective of the RBC Target 2028 Corporate Bond Index ETF is to provide income, for a limited period of time ending on the RBC Target 2028 Corporate Bond Index ETF's Termination Date, by replicating, to the extent possible, the investment results that correspond generally to the performance, before the RBC Target 2028 Corporate Bond Index ETF's fees and expenses, of the FTSE Canada 2028 Maturity Corporate Bond Index.

Statistics

June 30, 2025

	ETF	Benchmark
Annualized Standard Dev	2.3%	3.1%
Fixed Income	ETF	Benchmark
YTM	3.4%	-
Credit Quality	-	-
Average Maturity	-	-

Risk Rating

June 30, 2025

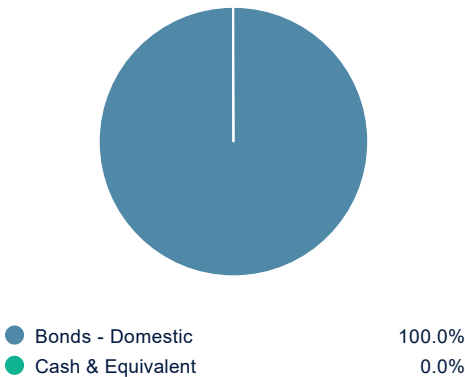
Low	Low to Medium	Medium	Medium to High	High
-----	---------------	--------	----------------	------

The chart above shows the volatility level of the ETF (based on standard deviation of the ETF's total returns since inception).

Portfolio Allocations

March 31, 2025

Asset Allocations



Sector Allocations

Defensive	100.0%
Fixed Income	100.0%
Cash & Equivalent	0.0%

Top Holdings

Top Holdings	% Assets
National Bank of Canada 5.22% 14-Jun-2028	7.16%
Federation Csses Desjardins Qc 5.47% 17-Oct-2028	5.17%
Bank of Nova Scotia 3.10% 02-Feb-2028	5.13%
Bank of Montreal 5.04% 29-Apr-2028	5.12%
Canadian Imperial Bank Commrce 5.50% 14-Dec-2027	5.11%
Manulife Financial Corp 5.41% 10-Mar-2028	4.88%
Rogers Communications Inc 5.70% 21-Sep-2028	4.14%
Sun Life Financial Inc 2.80% 21-Nov-2028	3.77%
Royal Bank of Canada 4.64% 17-Jan-2028	3.74%
Bank of Montreal 3.19% 01-Mar-2028	3.23%
Total percentage of top 10 holdings	47.45%
Total number of holdings	36