

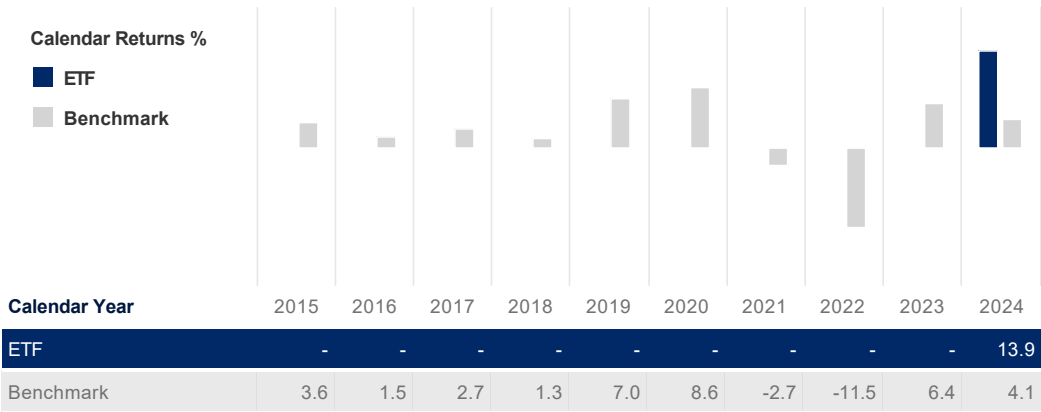
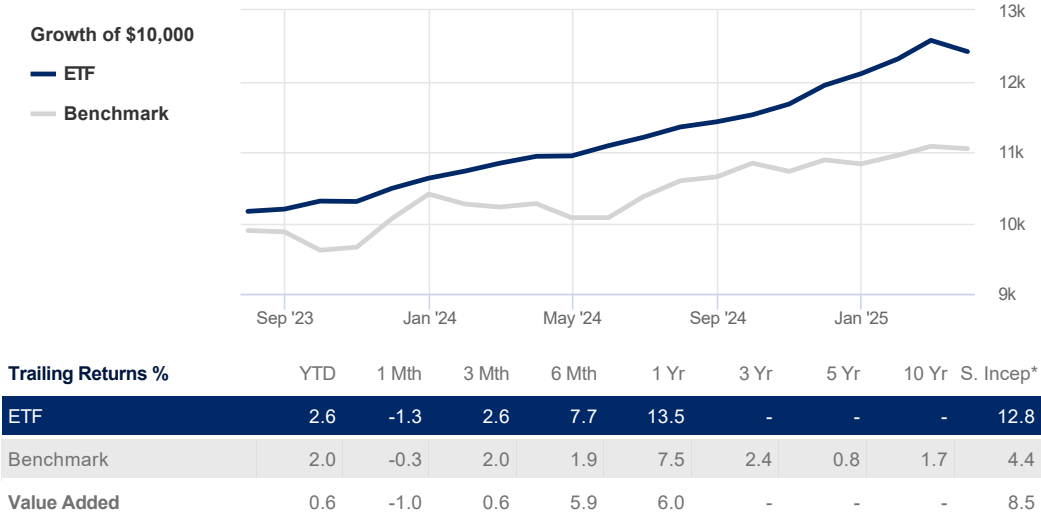
Brompton Split Corp. Preferred Share ETF (XTSE:SPLT)

Benchmark ICE BofA Canada Broad Market Index TR CAD

Printed on April 29, 2025

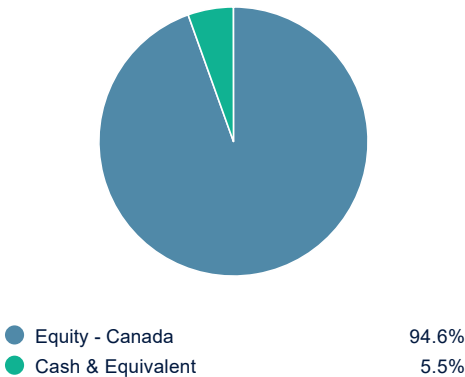
Performance Analysis

March 31, 2025



Portfolio Allocations

Asset Allocations



Sector Allocations

Other	74.3%
Mutual Fund	74.3%
Cyclical	16.9%
Financial Services	14.4%
Real Estate	2.4%
Defensive	5.5%
Cash & Equivalent	5.5%
Sensitive	3.4%
Energy	3.4%

Investment Objective

The investment objectives of the Brompton ETF are to provide Unitholders with: (a) monthly distributions and (b) the opportunity for capital preservation, primarily through a portfolio of preferred shares of split share corporations.

Statistics

March 31, 2025

	ETF	Benchmark
Annualized Standard Dev	3.3%	5.0%
Fixed Income	ETF	Benchmark
YTM	4.1%	-
Credit Quality	-	-
Average Maturity	-	-

Risk Rating

March 31, 2025

Low	Low to Medium	Medium	Medium to High	High
-----	---------------	--------	----------------	------

The chart above shows the volatility level of the ETF (based on standard deviation of the ETF's total returns since inception).