

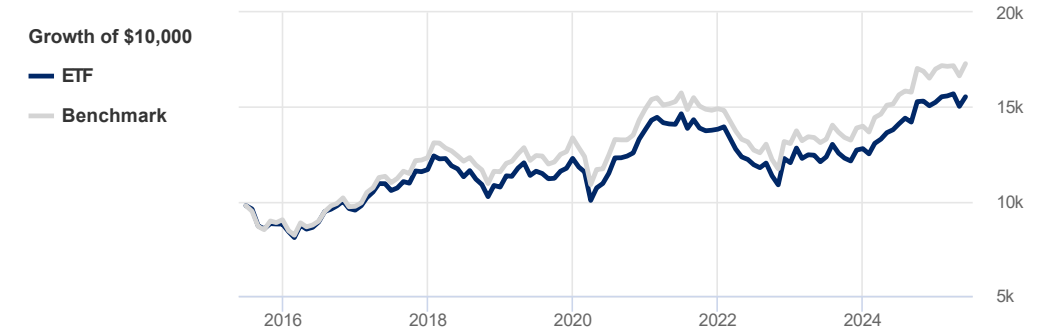
# Vanguard FTSE Emerging Markets All Cap Index ETF (XTSE:VEE)

Benchmark Dow Jones Emerging Markets TR Index (C\$)

Printed on June 13, 2025

## Performance Analysis

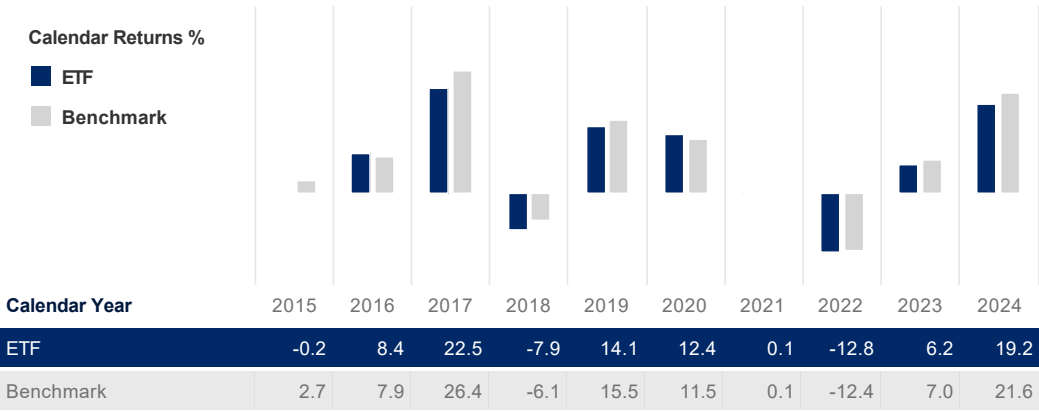
May 31, 2025



### Trailing Returns %

	YTD	1 Mth	3 Mth	6 Mth	1 Yr	3 Yr	5 Yr	10 Yr	S. Incep*
ETF	1.9	3.4	-0.3	3.2	12.7	8.3	7.3	4.5	5.7
Benchmark	1.7	3.9	0.8	4.7	14.1	9.6	8.1	5.6	6.9
Value Added	0.2	-0.5	-1.1	-1.5	-1.5	-1.2	-0.8	-1.1	-1.1

\*Simulated performance since inception on November 30, 2011



## Investment Objective

Vanguard FTSE Emerging Markets All Cap Index ETF seeks to track, to the extent reasonably possible and before fees and expenses, the performance of a broad emerging markets index. Currently, this Vanguard ETF seeks to track the FTSE Emerging Markets All Cap China A Inclusion Index (or any successor thereto). It invests directly or indirectly primarily in large-, mid- and small-capitalization stocks of companies located in emerging markets.

## Statistics

May 31, 2025

	ETF	Benchmark
Annualized Standard Dev	10.2%	10.5%
Fixed Income	ETF	Benchmark
YTM	-	-
Credit Quality	-	-
Average Maturity	-	-

## Risk Rating

May 31, 2025

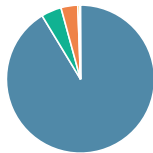
Low	Low to Medium	Medium	Medium to High	High
-----	---------------	--------	----------------	------

The chart above shows the volatility level of the ETF (based on standard deviation of the ETF's total returns since inception).

## Portfolio Allocations

April 30, 2025

### Asset Allocations



Equity - International	91.3%
Other	4.4%
Cash & Equivalent	3.7%
Income Unit Trust	0.5%
Equity - United States	0.0%
Others	0.0%

### Sector Allocations

<b>Sensitive</b>	<b>46.0%</b>
Technology	26.6%
Consumer Services	5.4%
Energy	4.7%
Industrial Goods	4.1%
Telecommunication	2.7%
Industrial Services	2.6%
<b>Cyclical</b>	<b>29.7%</b>
Financial Services	21.3%
Basic Material	5.1%
Real Estate	3.3%
<b>Defensive</b>	<b>18.4%</b>
Consumer Goods	8.3%
Cash & Equivalent	3.7%
Health Care	3.4%
Utilities	3.0%
<b>Other</b>	<b>5.9%</b>
Other	5.8%

### Top Holdings

	% Assets
<b>Top Holdings</b>	
Vanguard Emerging Markets Stock Index ETF (VWO)	100.00%
<b>Total percentage of top 10 holdings</b>	<b>100.00%</b>
<b>Total number of holdings</b>	<b>1</b>

Mutual Fund  
Exchange Traded Fund

0.1%  
0.0%