

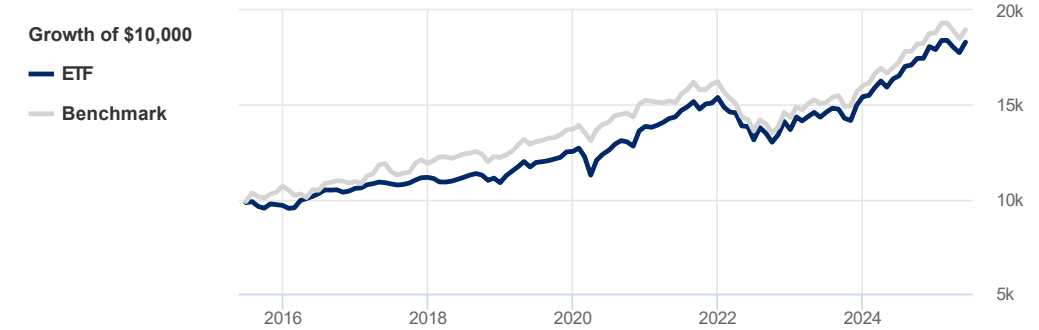
# iShares Core Balanced ETF Portfolio (XTSE:XBAL)

Benchmark Fundata Global Balanced Index

Printed on June 18, 2025

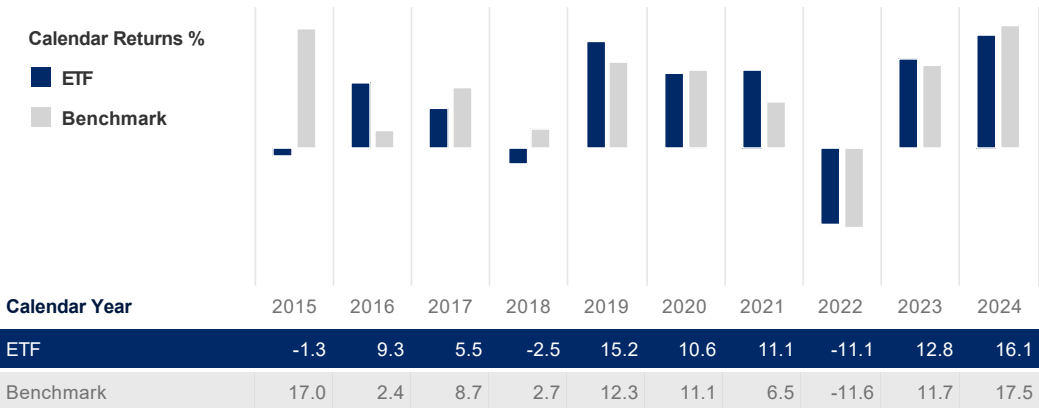
## Performance Analysis

May 31, 2025



Trailing Returns %	YTD	1 Mth	3 Mth	6 Mth	1 Yr	3 Yr	5 Yr	10 Yr	S. Incep*
ETF	2.2	3.1	-0.5	1.3	11.9	9.8	8.1	6.2	5.6
Benchmark	0.8	2.5	-1.8	1.0	11.8	10.0	6.3	6.6	5.7
Value Added	1.4	0.7	1.3	0.3	0.1	-0.3	1.8	-0.4	-0.1

\*Simulated performance since inception on June 21, 2007



## Investment Objective

The iShares Fund seeks to provide long-term capital growth and income by investing primarily in one or more exchange-traded funds managed by BlackRock Canada or affiliate ('iShares ETFs') that provide exposure to equity and/or fixed income securities.

## Statistics

May 31, 2025

	ETF	Benchmark
Annualized Standard Dev	6.7%	6.5%
<b>Fixed Income</b>	<b>ETF</b>	<b>Benchmark</b>
YTM	3.8%	-
Credit Quality	-	-
Average Maturity	-	-

## Risk Rating

May 31, 2025

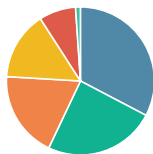
Low	Low to Medium	Medium	Medium to High	High

The chart above shows the volatility level of the ETF (based on standard deviation of the ETF's total returns since inception).

## Portfolio Allocations

April 30, 2025

### Asset Allocations



Bonds - Domestic	32.7%
Equity - United States	24.4%
Equity - International	18.9%
Equity - Canada	15.0%
Bonds - Foreign	8.0%
Others	1.1%

### Sector Allocations

<b>Defensive</b>	<b>46.8%</b>
Fixed Income	40.8%
Health Care	2.7%
Consumer Goods	1.9%
Utilities	1.2%
Cash & Equivalent	0.3%
<b>Sensitive</b>	<b>21.6%</b>
Technology	10.1%
Consumer Services	3.7%
Energy	3.1%
Industrial Services	2.1%
Industrial Goods	1.7%
Telecommunication	0.9%
<b>Other</b>	<b>18.9%</b>
Exchange Traded Fund	18.2%
Other	0.7%
<b>Cyclical</b>	<b>12.8%</b>
Financial Services	8.6%
Basic Material	2.8%
Real Estate	1.4%

### Top Holdings

Top Holdings	% Assets
iShares Core Canadian Universe Bond Idx ETF (XBB)	26.82%
iShares Core S&P Total US Stock Market ETF (ITOT)	25.54%
iShares Core S&P/TSX Capped Composit Idx ETF (XIC)	15.29%
iShares Core MSCI EAFE IMI Index ETF (XEF)	15.25%
iShares Core Canadian Short Term Corp Bnd Inx(XSH)	6.23%
iShares US Treasury Bond ETF (GOVT)	4.01%
iShares Brd USD Invest Grade Corp Bnd ETF (CRED)	3.94%
iShares Core MSCI Emerging Mkts IMI Idx ETF (XEC)	2.92%
<b>Total percentage of top 10 holdings</b>	<b>100.00%</b>
<b>Total number of holdings</b>	<b>8</b>