

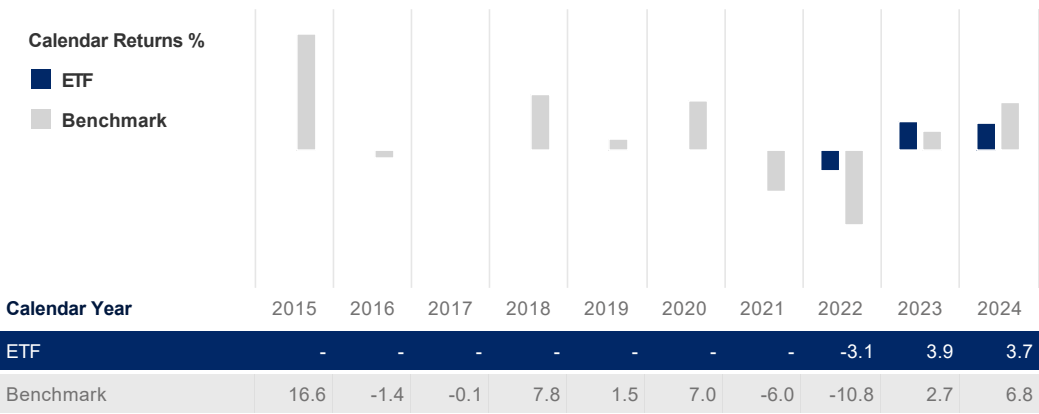
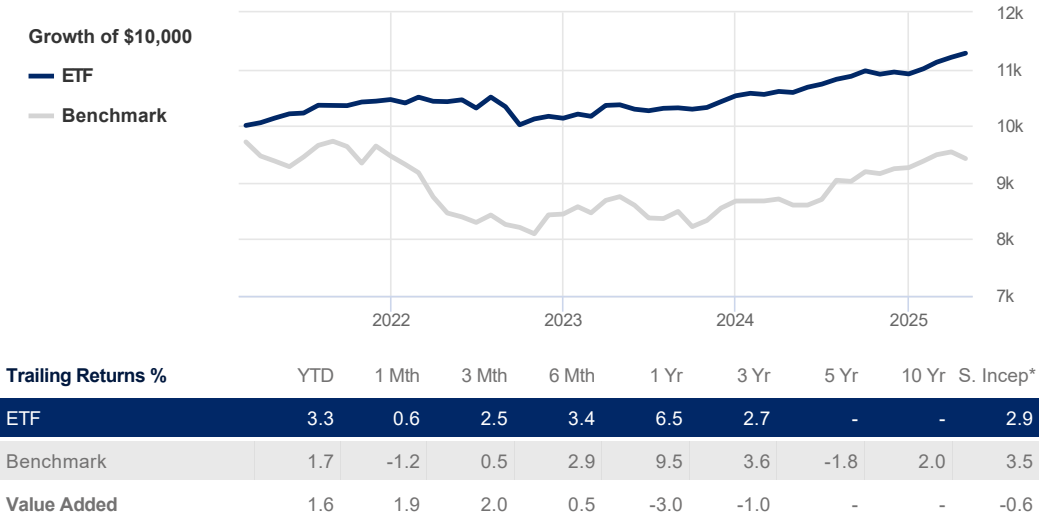
BMO Short Term US TIPS Index ETF (Hedged Units) (XTSE:ZTIP.F)

Benchmark ICE BofA Global Broad Market Index TR CAD

Printed on May 20, 2025

Performance Analysis

April 30, 2025



Investment Objective

BMO Short-Term US TIPS Index ETF seeks to replicate, to the extent possible, the performance of a U.S. government inflation-linked bond index, net of expenses. In respect of the Hedged Units, the BMO Short-Term US TIPS Index ETF will also invest in or use derivative instruments to seek to hedge U.S. currency exposure.

Statistics

April 30, 2025

	ETF	Benchmark
Annualized Standard Dev	1.7%	4.5%
Fixed Income	ETF	Benchmark
YTM	1.2%	-
Credit Quality	-	-
Average Maturity	-	-

Risk Rating

April 30, 2025

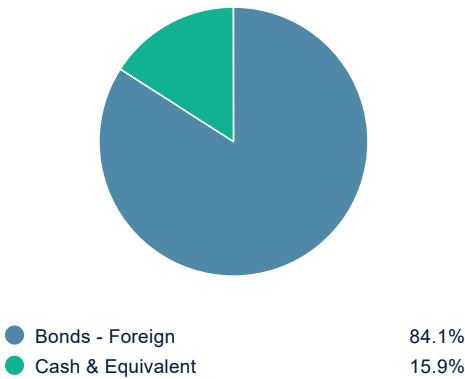
Low	Low to Medium	Medium	Medium to High	High
-----	---------------	--------	----------------	------

The chart above shows the volatility level of the ETF (based on standard deviation of the ETF's total returns since inception).

Portfolio Allocations

April 30, 2025

Asset Allocations



Sector Allocations

Defensive	100.0%
Fixed Income	84.1%
Cash & Equivalent	15.9%

Top Holdings

Top Holdings	% Assets
United States Treasury 1.63% 15-Oct-2029	5.46%
United States Treasury 2.13% 15-Apr-2029	5.36%
United States Treasury 2.38% 15-Oct-2028	5.27%
United States Treasury 0.38% 15-Jul-2025	5.04%
United States Treasury 1.63% 15-Oct-2027	5.03%
United States Treasury 1.25% 15-Apr-2028	4.88%
United States Treasury 0.13% 15-Apr-2027	4.84%
United States Treasury 0.13% 15-Oct-2026	4.78%
United States Treasury 0.13% 15-Oct-2025	4.49%
United States Treasury 0.50% 15-Jan-2028	4.41%
Total percentage of top 10 holdings	49.56%
Total number of holdings	29