

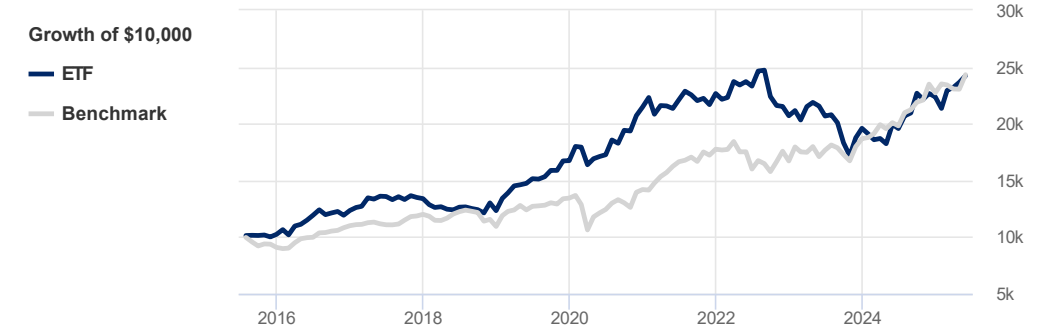
BMO Equal Weight Utilities Index ETF (XTSE:ZUT)

Benchmark S&P/TSX Composite Index TR

Printed on July 9, 2025

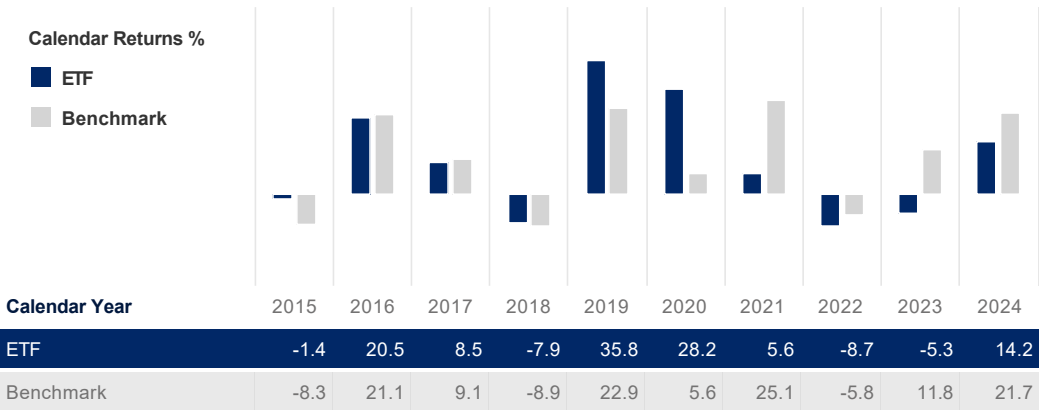
Performance Analysis

May 31, 2025



Trailing Returns %	YTD	1 Mth	3 Mth	6 Mth	1 Yr	3 Yr	5 Yr	10 Yr	S. Incep*
ETF	8.3	2.5	5.6	6.9	21.5	0.7	7.2	8.6	7.6
Benchmark	7.0	5.6	3.9	3.5	21.0	11.5	14.9	9.0	9.6
Value Added	1.3	-3.1	1.8	3.4	0.5	-10.8	-7.7	-0.4	-2.0

*Simulated performance since inception on January 19, 2010



Investment Objective

BMO Equal Weight Utilities Index ETF has been designed to replicate, to the extent possible, the performance of the Solactive Equal Weight Canada Utilities Index net of expenses.

Statistics

May 31, 2025

	ETF	Benchmark
Annualized Standard Dev	13.7%	11.1%
Fixed Income	ETF	Benchmark
YTM	-	-
Credit Quality	-	-
Average Maturity	-	-

Risk Rating

May 31, 2025

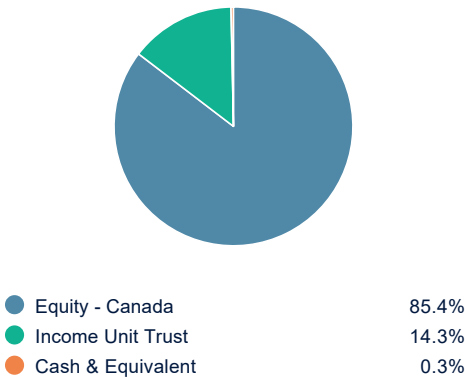
Low	Low to Medium	Medium	Medium to High	High
-----	---------------	--------	----------------	------

The chart above shows the volatility level of the ETF (based on standard deviation of the ETF's total returns since inception).

Portfolio Allocations

May 31, 2025

Asset Allocations



Sector Allocations

Defensive	92.4%
Utilities	92.1%
Cash & Equivalent	0.3%
Sensitive	7.6%
Industrial Goods	7.6%

Top Holdings

Top Holdings	% Assets
Capital Power Corp - Common	7.87%
Brookfield Infrastructure Partners LP - Units	7.59%
Boralex Inc - Common CI A	7.36%
Canadian Utilities Ltd - Common CI A	7.32%
Northland Power Inc - Common	7.26%
Atco Ltd - Common CI B	7.21%
Emera Inc - Common	7.15%
Hydro One Ltd - Common	7.11%
Fortis Inc - Common	6.99%
Algonquin Power & Utilities Corp - Common	6.94%
Total percentage of top 10 holdings	72.80%
Total number of holdings	16