

AGF North American Div Inc CI Ser T (AGF2102)

Benchmark Fundata Canadian Focused Equity Index

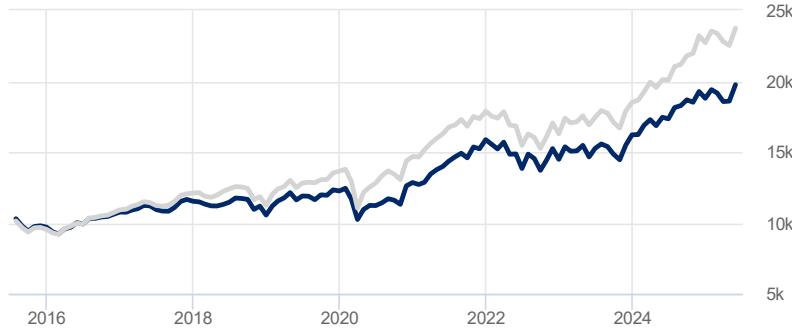
Printed on July 7, 2025

Performance Analysis

May 31, 2025

Growth of \$10,000

— Fund
— Benchmark



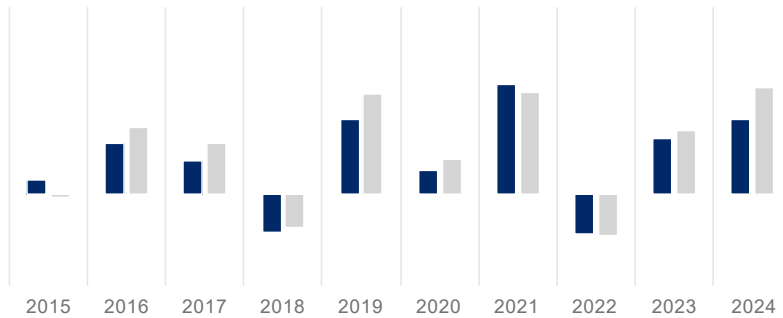
Trailing Returns %

	YTD	1 Mth	3 Mth	6 Mth	1 Yr	3 Yr	5 Yr	10 Yr	S. Incep*
Fund	5.1	6.3	3.1	2.5	13.2	9.9	12.0	6.8	8.2
Benchmark	4.5	5.4	1.6	2.3	18.0	12.1	13.6	8.8	8.1
Value Added	0.6	0.9	1.5	0.2	-4.8	-2.2	-1.7	-1.9	0.0

*Simulated performance since inception on April 14, 2009

Calendar Returns %

■ Fund
■ Benchmark



Calendar Year

Fund	2.9	11.0	7.1	-8.4	16.1	4.9	23.5	-8.7	11.9	15.9
Benchmark	-0.8	14.4	10.8	-7.1	21.4	7.6	21.8	-8.9	13.6	22.8

Investment Objective

The Fund's objective is to provide superior returns with reasonable risk through a combination of dividends and capital growth from Canadian companies and interest income.

Statistics

May 31, 2025

	Fund	Benchmark
Annualized Standard Dev	10.4%	10.1%
Fixed Income	Fund	Benchmark
YTM	-	-
Credit Quality	-	-
Average Maturity	-	-

Risk Rating

May 31, 2025

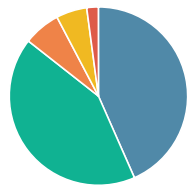
Low	Medium	High
-----	--------	------

The chart above shows the volatility level of the fund (based on standard deviation of the fund's total returns since inception).

Portfolio Allocations

March 31, 2025

Asset Allocations



Equity - Canada	43.4%
Equity - United States	42.2%
Equity - International	6.7%
Income Unit Trust	5.6%
Cash & Equivalent	2.1%

Sector Allocations

Sensitive	53.3%
Technology	17.1%
Consumer Services	9.4%
Energy	9.3%
Industrial Goods	7.6%
Industrial Services	6.8%
Telecommunication	3.1%
Cyclical	37.5%
Financial Services	24.1%
Basic Material	7.6%
Real Estate	5.8%
Defensive	9.7%
Health Care	6.0%
Cash & Equivalent	2.1%
Utilities	0.8%
Consumer Goods	0.7%
Other	-0.4%
Other	-0.4%

Top Holdings

Top Holdings	% Assets
Royal Bank of Canada - Common	4.94%
Microsoft Corp - Common	4.19%
Canadian Natural Resources Ltd - Common	4.02%
Toronto-Dominion Bank - Common	3.74%
Home Depot Inc - Common	3.61%
Motorola Solutions Inc - Common	3.17%
Eli Lilly and Co - Common	3.13%
Canadian Pacific Kansas City Ltd - Common	3.01%
Agnico Eagle Mines Ltd - Common	2.89%
Eaton Corp PLC - Common	2.85%
Total percentage of top 10 holdings	35.55%
Total number of holdings	75