

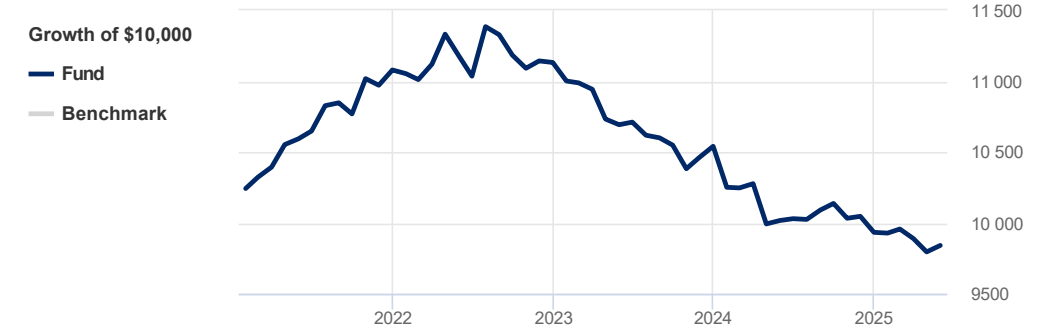
# Invesco Global Property Pool Series F (AIM9840)

Benchmark -

Printed on June 19, 2025

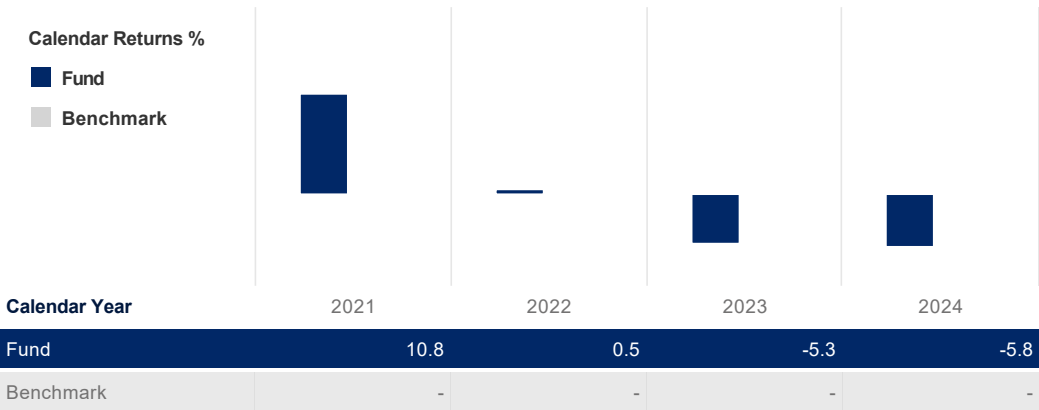
## Performance Analysis

May 31, 2025



Trailing Returns %	YTD	1 Mth	3 Mth	6 Mth	1 Yr	3 Yr	5 Yr	10 Yr	S. Incep*
Fund	-0.9	0.5	-1.2	-2.0	-1.8	-4.2	-	-	-0.4
Benchmark	-	-	-	-	-	-	-	-	-
Value Added	-	-	-	-	-	-	-	-	-

\*Simulated performance since inception on December 4, 2020



## Investment Objective

The Fund seeks to provide total returns (including income) over the long term by investing primarily, directly or indirectly, in global core real estate.

## Statistics

May 31, 2025

	Fund	Benchmark
Annualized Standard Dev	2.2%	-
Fixed Income	Fund	Benchmark
YTM	2.9%	-
Credit Quality	-	-
Average Maturity	-	-

## Risk Rating

May 31, 2025

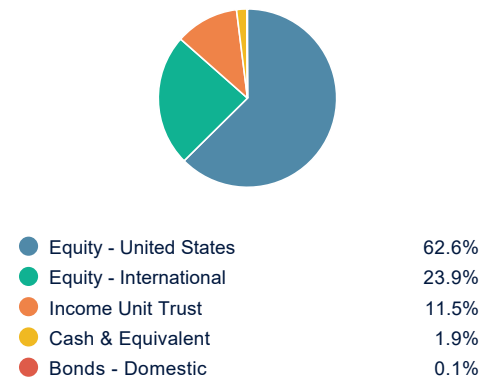
Low	Medium	High
-----	--------	------

The chart above shows the volatility level of the fund (based on standard deviation of the fund's total returns since inception).

## Portfolio Allocations

March 31, 2025

### Asset Allocations



### Sector Allocations

<b>Cyclical</b>	<b>95.6%</b>
Real Estate	95.6%
<b>Defensive</b>	<b>2.8%</b>
Cash & Equivalent	1.9%
Health Care	0.8%
Fixed Income	0.1%
<b>Sensitive</b>	<b>1.6%</b>
Consumer Services	1.0%
Telecommunication	0.6%

### Top Holdings

Top Holdings	% Assets
Invesco Global Real Estate Fund Series A	99.73%
Canadian Dollar	0.15%
Invesco Canadian Dollar Cash Management Fund Ser I	0.12%
<b>Total percentage of top 10 holdings</b>	<b>100.00%</b>
<b>Total number of holdings</b>	<b>3</b>