

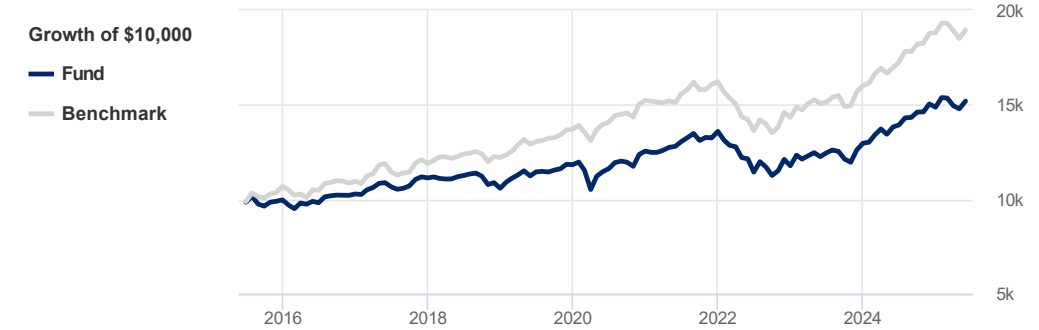
# BMO SelectTrust Balanced Portfolio Series A (BMO474)

Benchmark Funddata Global Balanced Index

Printed on June 21, 2025

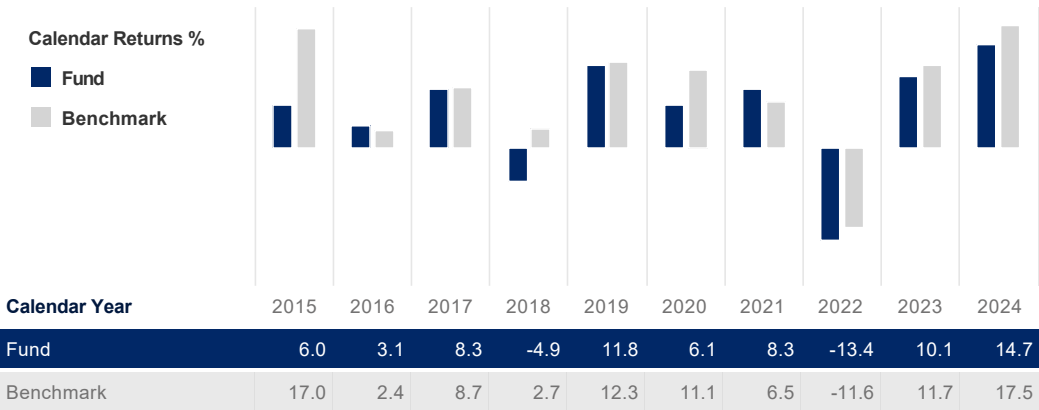
## Performance Analysis

May 31, 2025



Trailing Returns %	YTD	1 Mth	3 Mth	6 Mth	1 Yr	3 Yr	5 Yr	10 Yr	S. Incep*
Fund	2.2	2.8	-1.1	1.0	9.9	7.8	5.8	4.3	5.5
Benchmark	0.8	2.5	-1.8	1.0	11.8	10.0	6.3	6.6	5.7
Value Added	1.4	0.3	0.8	0.0	-1.9	-2.3	-0.5	-2.3	-0.2

\*Simulated performance since inception on August 12, 2013



## Investment Objective

This fund's objective is to generate a balance of income and capital appreciation by investing primarily in securities of Canadian and foreign funds within the BMO Mutual Funds family of mutual funds.

## Statistics

May 31, 2025

	Fund	Benchmark
Annualized Standard Dev	6.7%	6.5%
<b>Fixed Income</b>	<b>Fund</b>	<b>Benchmark</b>
YTM	4.6%	-
Credit Quality	-	-
Average Maturity	-	-

## Risk Rating

May 31, 2025

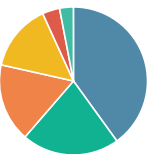
Low	Medium	High
-----	--------	------

The chart above shows the volatility level of the fund (based on standard deviation of the fund's total returns since inception).

## Portfolio Allocations

December 31, 2024

### Asset Allocations



Equity - International	40.0%
Bonds - Domestic	21.3%
Equity - Canada	17.1%
Bonds - Foreign	14.7%
Other	3.8%
Others	3.0%

### Sector Allocations

<b>Other</b>	<b>50.3%</b>
Mutual Fund	47.9%
Exchange Traded Fund	2.4%
Other	0.0%
<b>Defensive</b>	<b>40.1%</b>
Fixed Income	36.0%
Health Care	1.4%
Consumer Goods	1.4%
Cash & Equivalent	0.9%
Utilities	0.4%
<b>Sensitive</b>	<b>5.2%</b>
Technology	1.8%
Industrial Goods	1.0%
Consumer Services	0.8%
Industrial Services	0.7%
Energy	0.6%
Telecommunication	0.3%
<b>Cyclical</b>	<b>4.3%</b>
Financial Services	3.3%
Basic Material	0.7%
Real Estate	0.4%

### Top Holdings

Top Holdings	% Assets
BMO Global Equity Fund Series I	29.31%
BMO Core Plus Bond Fund Series I	14.51%
BMO Canadian Equity Fund Series I	11.83%
BMO MSCI EAFE Index ETF (ZEA)	6.73%
BMO S&P 500 Index ETF (ZSP)	5.81%
BMO Crossover Bond Fund Series I	4.41%
BMO Emerging Markets Bond Fund Advisor Ser	2.99%
BMO U.S. Corporate Bond Fund Series A	2.49%
BMO Mid-Term U.S. IG Corp Bond Hedged to CAD (ZMU)	2.36%
BMO High Yield US Corp Bond Hgd to C\$ 1x ETF (ZHY)	2.14%
<b>Total percentage of top 10 holdings</b>	<b>82.58%</b>
<b>Total number of holdings</b>	<b>44</b>

