

Scotia Selected Balanced Growth Portfolio - Ser A (BNS341)

Benchmark Funddata Global Balanced Index

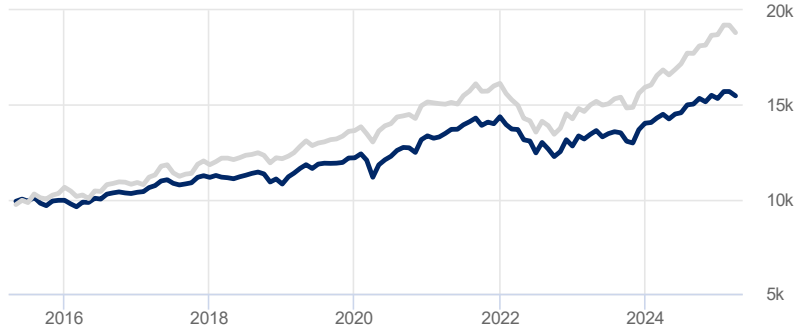
Printed on April 24, 2025

Performance Analysis

March 31, 2025

Growth of \$10,000

— Fund
— Benchmark



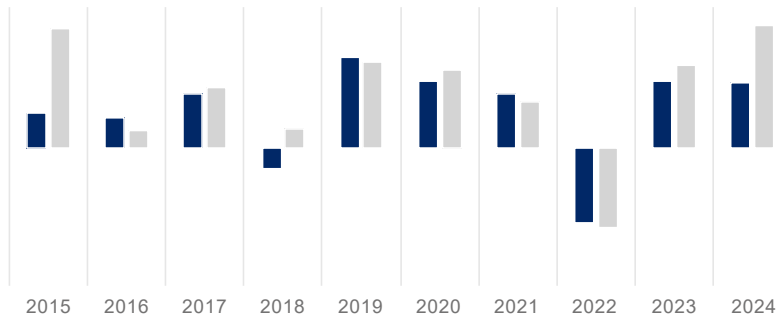
Trailing Returns %

	YTD	1 Mth	3 Mth	6 Mth	1 Yr	3 Yr	5 Yr	10 Yr	S. Incep*
Fund	0.9	-1.5	0.9	0.9	6.7	4.2	6.7	4.5	5.0
Benchmark	0.6	-2.1	0.6	3.9	11.7	7.9	7.6	6.5	5.8
Value Added	0.3	0.6	0.3	-3.0	-5.0	-3.7	-0.9	-2.1	-0.7

*Simulated performance since inception on April 29, 2003

Calendar Returns %

■ Fund
■ Benchmark



Calendar Year

	2015	2016	2017	2018	2019	2020	2021	2022	2023	2024
Fund	4.9	4.3	7.6	-3.2	12.8	9.5	7.6	-10.8	9.4	9.3
Benchmark	17.0	2.4	8.7	2.7	12.3	11.1	6.5	-11.6	11.7	17.5

Investment Objective

The portfolio's objective is to achieve a balance of current income and long term capital appreciation, with a small bias towards capital appreciation. It invests primarily in a diversified mix of equity and income mutual funds managed by us and by other mutual fund managers.

Statistics

March 31, 2025

	Fund	Benchmark
Annualized Standard Dev	5.8%	6.1%
Fixed Income	Fund	Benchmark
YTM	4.0%	-
Credit Quality	-	-
Average Maturity	-	-

Risk Rating

March 31, 2025

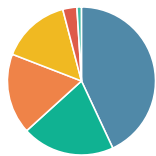
Low	Medium	High
-----	--------	------

The chart above shows the volatility level of the fund (based on standard deviation of the fund's total returns since inception).

Portfolio Allocations

February 28, 2025

Asset Allocations



Bonds - Domestic	43.1%
Equity - International	20.2%
Equity - United States	17.6%
Equity - Canada	15.1%
Cash & Equivalent	3.1%
Others	1.0%

Sector Allocations

Defensive	57.1%
Fixed Income	43.4%
Consumer Goods	4.7%
Health Care	4.6%
Cash & Equivalent	3.1%
Utilities	1.3%
Sensitive	20.9%
Technology	7.3%
Consumer Services	4.6%
Industrial Services	3.7%
Energy	2.6%
Industrial Goods	2.5%
Telecommunication	0.3%
Cyclical	14.4%
Financial Services	9.9%
Basic Material	2.4%
Real Estate	2.2%
Other	7.5%
Mutual Fund	7.5%
Other	0.1%

Top Holdings

Top Holdings	% Assets
Scotia Global Dividend Fund Series A	17.07%
Dynamic Total Return Bond Fund Series O	15.67%
Scotia Global Equity Fund Series A	14.38%
Scotia Canadian Income Fund Series I	11.22%
Scotia Canadian Dividend Fund Series A	6.99%
Dynamic Canadian Bond Fund Series O	6.76%
Scotia Wealth Canadian Corporate Bond Pool K	6.73%
Scotia Canadian Growth Fund Series A	5.82%
Dynamic High Yield Bond Fund Series O	4.48%
Dynamic Dividend Advantage Fund Series O	4.01%
Total percentage of top 10 holdings	93.13%
Total number of holdings	15