

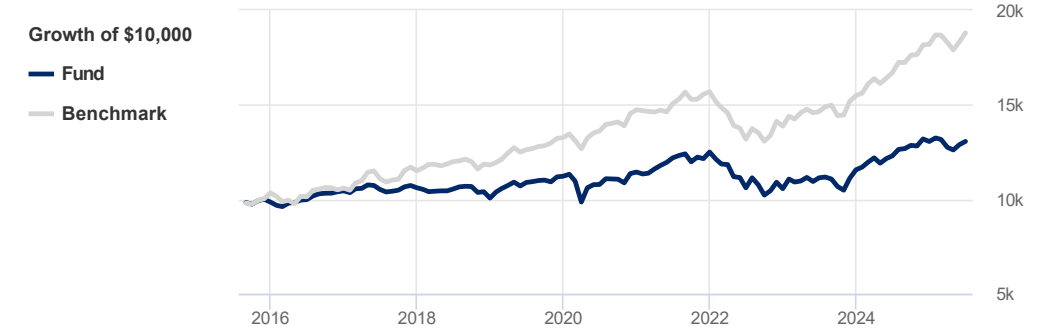
# Beneva CI Cdn Asset Allocation GIF Bas (BNVA0153)

Benchmark Fundata Global Balanced Index

Printed on August 3, 2025

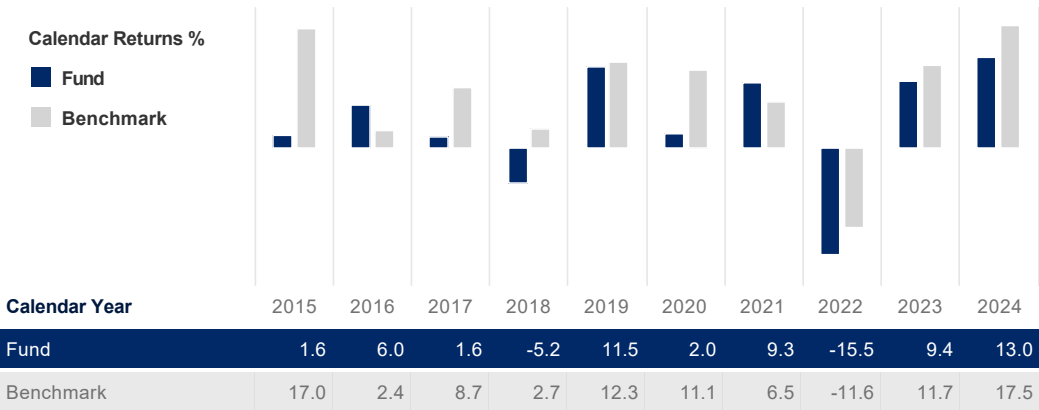
## Performance Analysis

June 30, 2025



Trailing Returns %	YTD	1 Mth	3 Mth	6 Mth	1 Yr	3 Yr	5 Yr	10 Yr	S. Incep*
Fund	0.0	1.3	2.4	0.0	6.2	7.2	3.9	2.8	2.8
Benchmark	3.4	2.5	2.8	3.4	12.6	12.6	6.7	7.0	5.8
Value Added	-3.3	-1.2	-0.3	-3.3	-6.4	-5.4	-2.8	-4.2	-3.1

\*Simulated performance since inception on June 6, 2014



## Investment Objective

The fundamental investment objective of this fund is to generate income and medium to long-term capital growth. The fund is invested mainly in the equities of all-cap Canadian companies. It may be invested to a lesser extent in all-cap foreign equities. The fund is also invested in Canadian fixed-income securities issued by federal, provincial, and municipal governments, as well as blue chip companies. The fund may hold units of underlying funds corresponding to the above-mentioned securities.

## Statistics

June 30, 2025

	Fund	Benchmark
Annualized Standard Dev	6.3%	6.7%
Fixed Income	Fund	Benchmark
YTM	4.1%	-
Credit Quality	-	-
Average Maturity	-	-

## Risk Rating

June 30, 2025

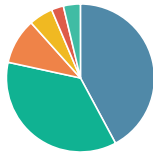
Low	Medium	High
-----	--------	------

The chart above shows the volatility level of the fund (based on standard deviation of the fund's total returns since inception).

## Portfolio Allocations

June 30, 2025

### Asset Allocations



Equity - Canada	42.2%
Bonds - Domestic	36.3%
Equity - United States	10.0%
Other	5.3%
Bonds - Foreign	2.6%
Others	3.7%

### Sector Allocations

<b>Defensive</b>	<b>42.6%</b>
Fixed Income	38.7%
Utilities	1.9%
Health Care	1.1%
Cash & Equivalent	0.9%
<b>Cyclical</b>	<b>28.8%</b>
Financial Services	21.4%
Real Estate	4.6%
Basic Material	2.8%
<b>Sensitive</b>	<b>23.3%</b>
Technology	9.3%
Consumer Services	6.1%
Energy	4.0%
Industrial Goods	2.9%
Industrial Services	1.1%
<b>Other</b>	<b>5.3%</b>
Mutual Fund	5.0%
Other	0.3%

### Top Holdings

Top Holdings	% Assets
CI Canadian Asset Allocation Corporate Class	100.00%
O	
Total percentage of top 10 holdings	100.00%
Total number of holdings	1