

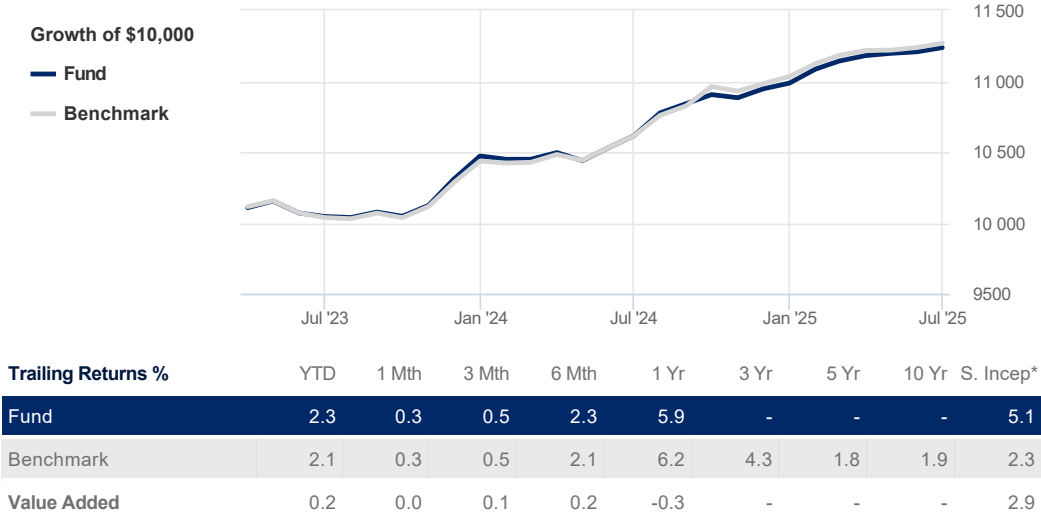
IPC Private Wealth Visio Core Fixed Income O (CGF915)

Benchmark ICE BofA 1-5 Year Canada Broad Market Index TR CAD

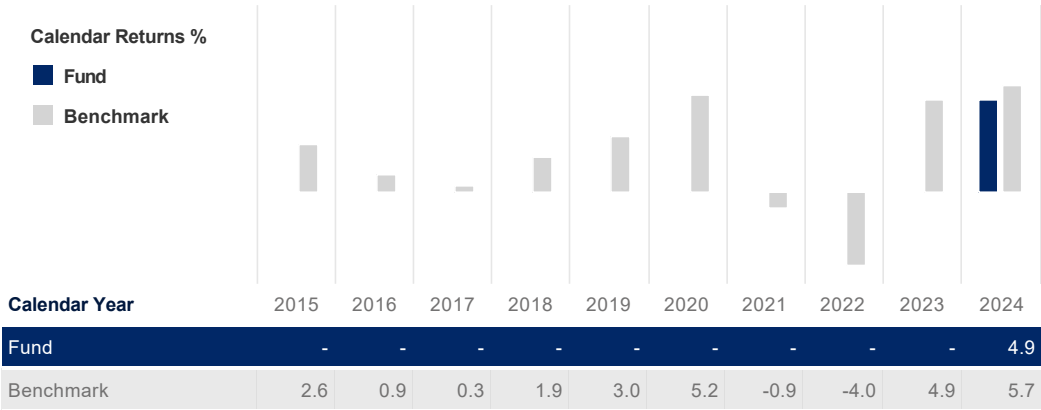
Printed on July 16, 2025

Performance Analysis

June 30, 2025



*Simulated performance since inception on October 30, 2020



Investment Objective

IPC Private Wealth Visio Core Fixed Income seeks to achieve a moderate level of income while preserving investment capital and liquidity. The Fund invests, either directly or through securities of other investment funds, in a diversified portfolio of fixed income securities of issuers anywhere in the world.

Statistics

June 30, 2025

| | Fund | Benchmark |
|-------------------------|------|-----------|
| Annualized Standard Dev | 1.5% | 1.7% |
| Fixed Income | Fund | Benchmark |
| YTM | 3.1% | - |
| Credit Quality | - | - |
| Average Maturity | - | - |

Risk Rating

June 30, 2025

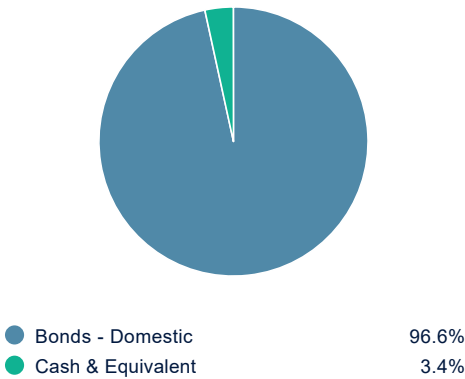
| Low | Medium | High |
|-----|--------|------|
|-----|--------|------|

The chart above shows the volatility level of the fund (based on standard deviation of the fund's total returns since inception).

Portfolio Allocations

March 31, 2025

Asset Allocations



Sector Allocations

| | |
|-------------------|--------|
| Defensive | 100.0% |
| Fixed Income | 96.6% |
| Cash & Equivalent | 3.4% |

Top Holdings

| Top Holdings | % Assets |
|--|----------|
| Ontario Province 2.70% 02-Jun-2029 | 17.15% |
| Canada Government 3.25% 01-Sep-2028 | 14.95% |
| Alberta Province 2.05% 01-Jun-2030 | 6.83% |
| Hydro One Inc 3.02% 05-Jan-2029 | 5.67% |
| Toronto-Dominion Bank 3.11% 22-Apr-2030 | 5.61% |
| Manulife Bank of Canada 2.86% 16-Feb-2027 | 5.54% |
| Telus Corp 4.80% 15-Dec-2028 | 5.53% |
| John Deere Financial Inc 4.95% 14-Jun-2027 | 5.48% |
| BCI QuadReal Realty 2.55% 24-Jun-2026 | 5.45% |
| Choice Properties REIT 2.85% 21-May-2027 | 4.61% |
| Total percentage of top 10 holdings | 76.82% |
| Total number of holdings | 18 |