

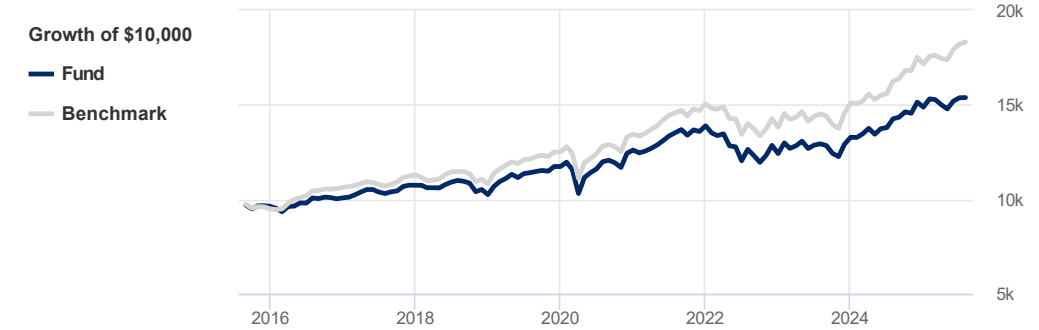
CIBC Balanced Fund Class A (CIB477)

Benchmark Fundata Canadian Balanced Index

Printed on August 22, 2025

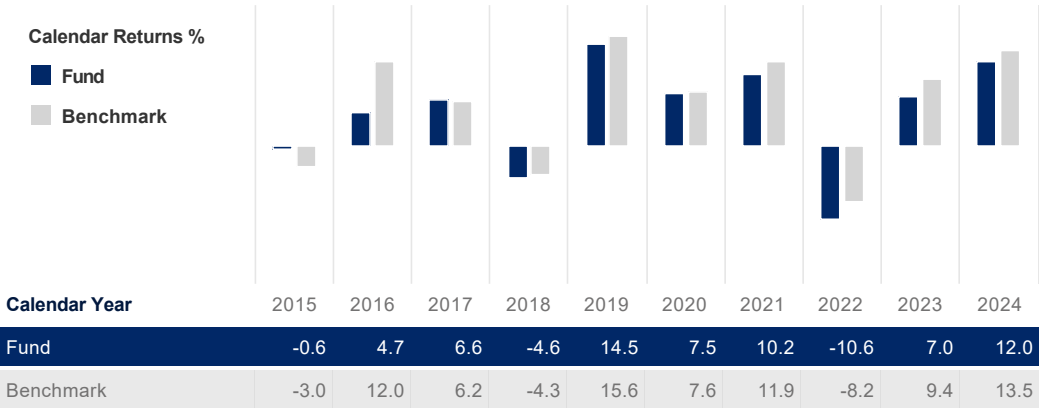
Performance Analysis

July 31, 2025



Trailing Returns %	YTD	1 Mth	3 Mth	6 Mth	1 Yr	3 Yr	5 Yr	10 Yr	S. Incep*
Fund	3.4	0.1	4.1	0.4	7.9	6.8	5.1	4.4	5.6
Benchmark	6.8	0.6	5.4	4.3	12.8	9.4	7.4	6.2	6.7
Value Added	-3.4	-0.5	-1.3	-3.8	-4.9	-2.6	-2.3	-1.8	-1.1

*Simulated performance since inception on December 31, 1987



Investment Objective

To provide a balanced portfolio of primarily Canadian securities that produce income and capital appreciation by investing primarily in Canadian money market instruments, debt securities, and common and preferred shares. We will not change the Fund's fundamental investment objectives without the consent of unitholders by a majority of votes cast at a meeting of unitholders.

Statistics

July 31, 2025

	Fund	Benchmark
Annualized Standard Dev	6.8%	6.3%
Fixed Income	Fund	Benchmark
YTM	4.0%	-
Credit Quality	-	-
Average Maturity	-	-

Risk Rating

July 31, 2025

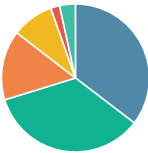
Low	Medium	High
-----	--------	------

The chart above shows the volatility level of the fund (based on standard deviation of the fund's total returns since inception).

Portfolio Allocations

December 31, 2024

Asset Allocations



Bonds - Domestic	35.4%
Equity - Canada	34.8%
Equity - United States	15.2%
Equity - International	9.1%
Other	2.0%
Others	3.4%

Sector Allocations

Defensive	45.0%
Fixed Income	38.2%
Consumer Goods	2.3%
Health Care	2.0%
Cash & Equivalent	1.4%
Utilities	1.2%
Sensitive	32.2%
Technology	12.6%
Energy	5.9%
Industrial Services	5.0%
Consumer Services	4.9%
Industrial Goods	2.4%
Telecommunication	1.3%
Cyclical	22.3%
Financial Services	14.4%
Basic Material	6.5%
Real Estate	1.5%
Other	0.5%
Mutual Fund	0.5%

Top Holdings

Top Holdings	% Assets
Royal Bank of Canada - Common	2.99%
Shopify Inc - Common CI A	1.87%
Enbridge Inc - Common	1.83%
Microsoft Corp - Common	1.54%
Canadian Natural Resources Ltd - Common	1.47%
Bank of Nova Scotia - Common	1.42%
Alphabet Inc - Common CI C	1.40%
Canadian Imperial Bank of Commerce - Common	1.35%
Brookfield Corp - Common CI A	1.32%
Amazon.com Inc - Common	1.29%
Total percentage of top 10 holdings	16.48%
Total number of holdings	743