

CIBC Dividend Income Fund Class A (CIB522)

Benchmark Fundata Canadian Balanced - Equity Focus Index

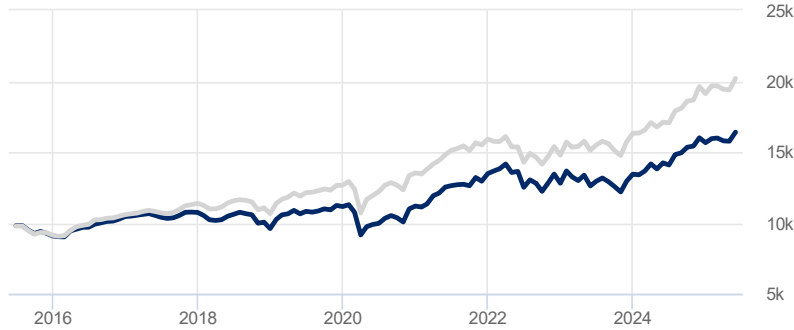
Printed on June 23, 2025

Performance Analysis

May 31, 2025

Growth of \$10,000

— Fund
— Benchmark



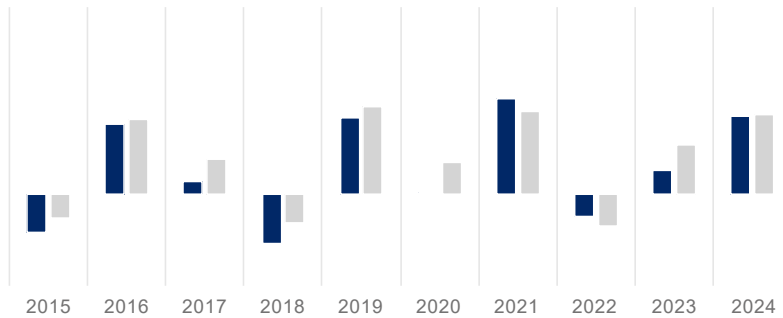
Trailing Returns %

	YTD	1 Mth	3 Mth	6 Mth	1 Yr	3 Yr	5 Yr	10 Yr	S. Incep*
Fund	4.7	4.1	2.6	2.5	15.2	6.4	10.7	5.1	5.1
Benchmark	5.6	4.2	2.7	2.9	18.0	9.6	11.1	7.3	7.4
Value Added	-0.9	-0.1	-0.1	-0.4	-2.8	-3.2	-0.4	-2.2	-2.3

*Simulated performance since inception on June 20, 2005

Calendar Returns %

■ Fund
■ Benchmark



Calendar Year

Fund	-8.2	15.1	2.8	-10.6	16.2	0.3	20.5	-5.1	5.0	16.5
Benchmark	-5.4	16.0	7.5	-6.3	18.8	6.9	17.6	-7.1	10.5	17.1

Investment Objective

To maximize returns with a conservative investment philosophy by investing primarily in a diversified portfolio of Canadian income generating equity securities and debt securities.

Statistics

May 31, 2025

	Fund	Benchmark
Annualized Standard Dev	8.0%	8.8%
Fixed Income	Fund	Benchmark
YTM	3.8%	-
Credit Quality	-	-
Average Maturity	-	-

Risk Rating

May 31, 2025

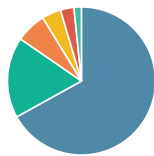
Low	Medium	High
-----	--------	------

The chart above shows the volatility level of the fund (based on standard deviation of the fund's total returns since inception).

Portfolio Allocations

December 31, 2024

Asset Allocations



Equity - Canada	67.0%
Bonds - Domestic	17.7%
Equity - United States	6.7%
Income Unit Trust	4.2%
Cash & Equivalent	2.9%
Others	1.6%

Sector Allocations

Cyclical	43.6%
Financial Services	31.0%
Basic Material	7.2%
Real Estate	5.3%
Sensitive	28.7%
Energy	14.0%
Industrial Services	6.1%
Technology	4.0%
Telecommunication	2.0%
Consumer Services	1.7%
Industrial Goods	0.9%
Defensive	27.5%
Fixed Income	19.1%
Cash & Equivalent	2.9%
Utilities	2.4%
Health Care	1.6%
Consumer Goods	1.5%
Other	0.2%
Mutual Fund	0.2%

Top Holdings

Top Holdings	% Assets
Royal Bank of Canada - Common	5.67%
Enbridge Inc - Common	4.34%
Bank of Montreal - Common	4.29%
Canadian Imperial Bank of Commerce - Common	4.02%
Manulife Financial Corp - Common	3.55%
Canadian Natural Resources Ltd - Common	3.44%
WSP Global Inc - Common	3.08%
Suncor Energy Inc - Common	2.54%
Toronto-Dominion Bank - Common	2.52%
Fairfax Financial Holdings Ltd - Common	2.18%
Total percentage of top 10 holdings	35.63%
Total number of holdings	657