

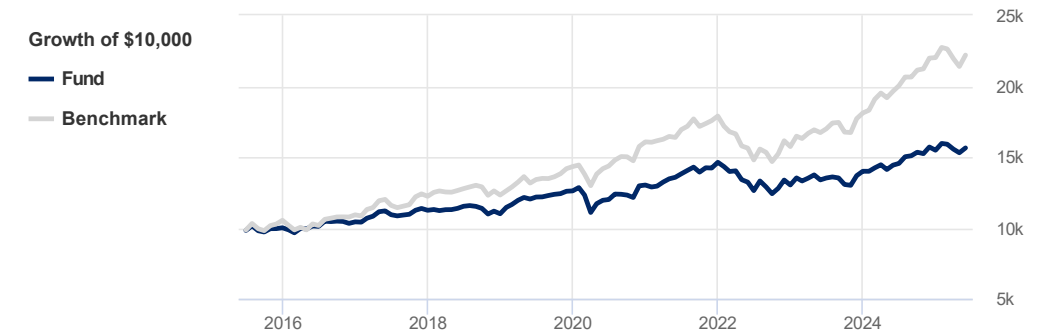
# CIBC Global Monthly Income Fund Class A (CIB523)

Benchmark Funddata Global Balanced - Equity Focus Index

Printed on June 12, 2025

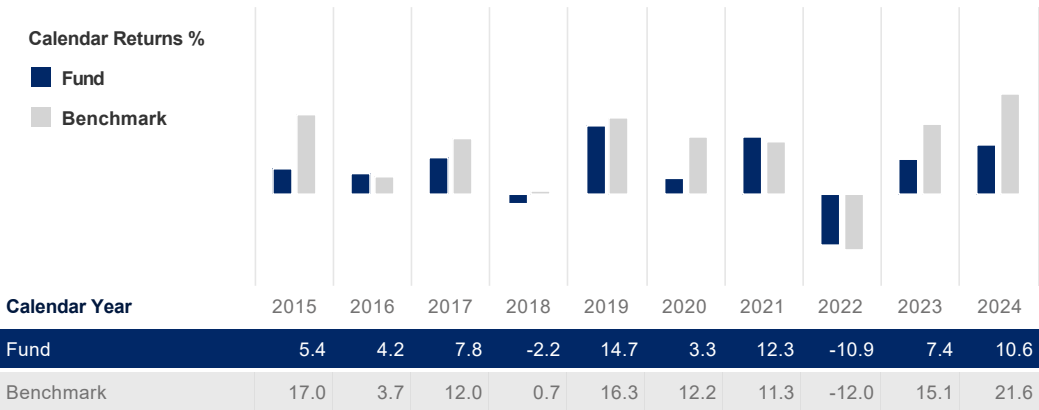
## Performance Analysis

May 31, 2025



Trailing Returns %	YTD	1 Mth	3 Mth	6 Mth	1 Yr	3 Yr	5 Yr	10 Yr	S. Incep*
Fund	1.1	2.2	-1.6	-0.4	8.4	5.8	5.5	4.6	4.3
Benchmark	0.8	3.8	-1.9	1.0	13.0	12.4	9.4	8.3	6.5
Value Added	0.2	-1.5	0.3	-1.4	-4.6	-6.6	-3.8	-3.7	-2.2

\*Simulated performance since inception on December 8, 2006



## Investment Objective

To provide a reasonably consistent level of monthly income while attempting to preserve capital by investing primarily in a diversified portfolio of debt and equity instruments located throughout the world.

## Statistics

May 31, 2025

	Fund	Benchmark
Annualized Standard Dev	6.8%	8.0%
Fixed Income	Fund	Benchmark
YTM	3.9%	-
Credit Quality	-	-
Average Maturity	-	-

## Risk Rating

May 31, 2025

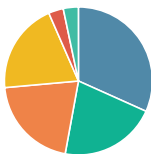
Low	Medium	High
-----	--------	------

The chart above shows the volatility level of the fund (based on standard deviation of the fund's total returns since inception).

## Portfolio Allocations

December 31, 2024

### Asset Allocations



Equity - United States	31.7%
Bonds - Foreign	21.2%
Equity - International	20.7%
Bonds - Domestic	19.9%
Cash & Equivalent	3.3%
Others	3.3%

### Sector Allocations

Defensive	54.8%
Fixed Income	41.8%
Health Care	3.8%
Cash & Equivalent	3.3%
Utilities	3.0%
Consumer Goods	2.9%
Sensitive	30.7%
Technology	13.7%
Consumer Services	6.4%
Industrial Services	4.5%
Industrial Goods	3.4%
Energy	1.3%
Telecommunication	1.3%
Cyclical	14.3%
Real Estate	6.2%
Financial Services	5.6%
Basic Material	2.5%
Other	0.3%
Mutual Fund	0.3%

### Top Holdings

Top Holdings	% Assets
Renaissance Global Infrastructure Fund Class O	5.56%
Renaissance Global Real Estate Fund Class A	5.41%
Microsoft Corp - Common	2.76%
Alphabet Inc - Common CI C	2.52%
Amazon.com Inc - Common	2.33%
NVIDIA Corp - Common	1.49%
Visa Inc - Common CI A	1.46%
Safran SA - Common	1.43%
Apple Inc - Common	1.39%
Equifax Inc - Common	1.26%
Total percentage of top 10 holdings	25.61%
Total number of holdings	851