

# CI Canadian Dividend Fund Class A (CIG11112)

Benchmark S&P/TSX Composite Index TR

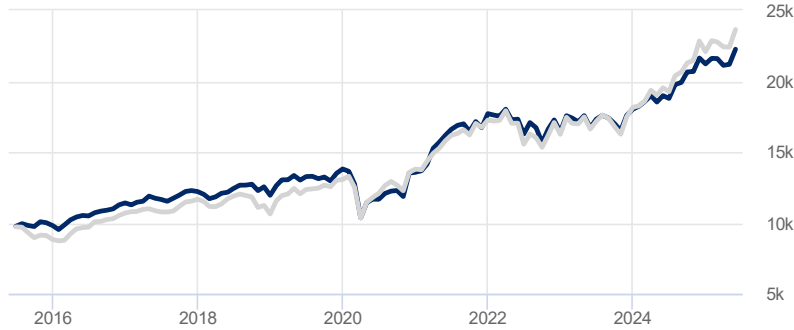
Printed on June 25, 2025

## Performance Analysis

May 31, 2025

Growth of \$10,000

— Fund  
— Benchmark



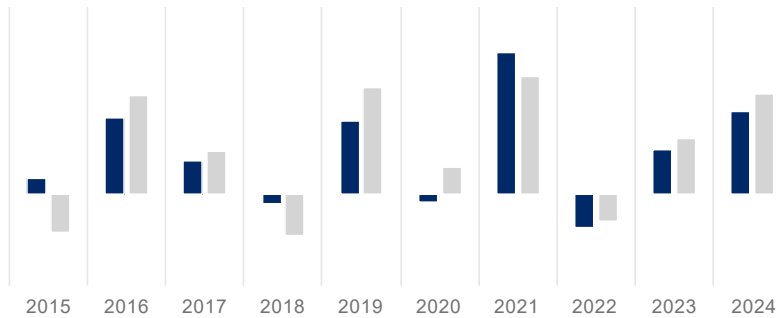
### Trailing Returns %

	YTD	1 Mth	3 Mth	6 Mth	1 Yr	3 Yr	5 Yr	10 Yr	S. Incep*
Fund	4.9	5.1	3.1	2.9	17.3	8.7	13.8	8.3	8.4
Benchmark	7.0	5.6	3.9	3.5	21.0	11.5	14.9	9.0	9.6
Value Added	-2.2	-0.5	-0.8	-0.7	-3.8	-2.8	-1.2	-0.7	-1.3

\*Simulated performance since inception on February 1, 2005

### Calendar Returns %

■ Fund  
■ Benchmark



### Calendar Year

Fund	3.5	16.2	7.0	-2.2	15.6	-1.7	30.5	-7.2	9.7	17.7
Benchmark	-8.3	21.1	9.1	-8.9	22.9	5.6	25.1	-5.8	11.8	21.7

## Investment Objective

The investment objective of CI Canadian Dividend Fund is to provide primarily a predictable stream of income and, secondarily, modest long-term capital appreciation, by investing in an actively managed portfolio of primarily Canadian stocks.

## Statistics

May 31, 2025

	Fund	Benchmark
Annualized Standard Dev	9.3%	11.1%
Fixed Income	Fund	Benchmark
YTM	-	-
Credit Quality	-	-
Average Maturity	-	-

## Risk Rating

May 31, 2025

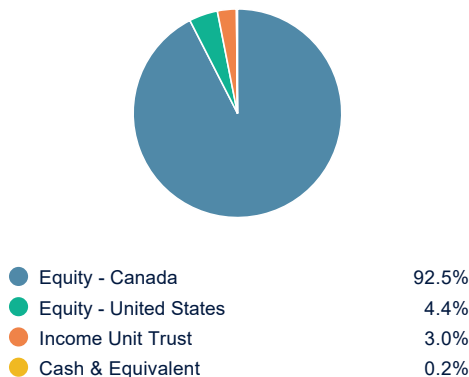
Low	Medium	High
-----	--------	------

The chart above shows the volatility level of the fund (based on standard deviation of the fund's total returns since inception).

## Portfolio Allocations

September 30, 2024

### Asset Allocations



### Sector Allocations

<b>Sensitive</b>	<b>52.8%</b>
Energy	19.9%
Consumer Services	9.5%
Technology	7.5%
Industrial Services	6.4%
Industrial Goods	5.5%
Telecommunication	4.1%
<b>Cyclical</b>	<b>40.1%</b>
Financial Services	36.8%
Real Estate	2.2%
Basic Material	1.1%
<b>Defensive</b>	<b>7.2%</b>
Utilities	4.3%
Consumer Goods	2.7%
Cash & Equivalent	0.2%

### Top Holdings

Top Holdings	% Assets
Royal Bank of Canada - Common	8.21%
Toronto-Dominion Bank - Common	5.17%
Enbridge Inc - Common	4.63%
Canadian Pacific Kansas City Ltd - Common	4.32%
Brookfield Asset Management Ltd - Common CI A	4.17%
Manulife Financial Corp - Common	3.54%
Canadian Natural Resources Ltd - Common	3.54%
Canadian Imperial Bank of Commerce - Common	3.24%
Telus Corp - Common	3.22%
Intact Financial Corp - Common	3.10%
<b>Total percentage of top 10 holdings</b>	<b>43.14%</b>
<b>Total number of holdings</b>	<b>40</b>