

CI Alternative Multi-Strategy Fund Series A (CIG2166)

Benchmark S&P/TSX Composite Index TR

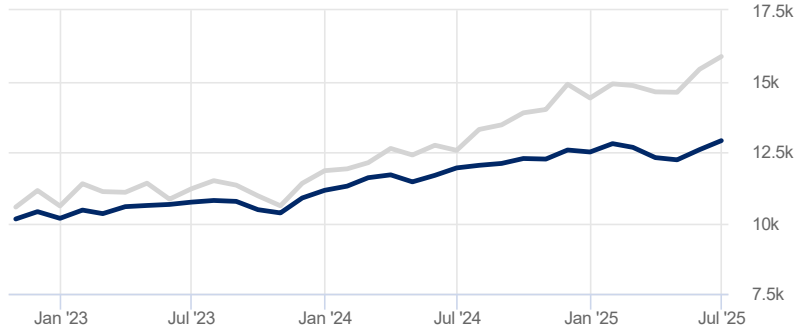
Printed on July 16, 2025

Performance Analysis

June 30, 2025

Growth of \$10,000

— Fund
— Benchmark



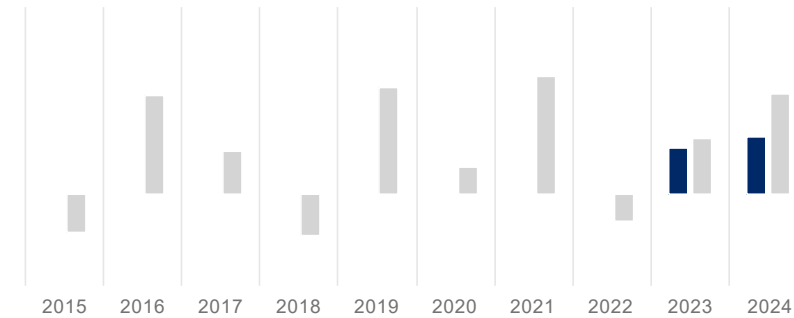
Trailing Returns %

	YTD	1 Mth	3 Mth	6 Mth	1 Yr	3 Yr	5 Yr	10 Yr	S. Incep*
Fund	3.2	2.5	4.9	3.2	8.1	-	-	-	8.2
Benchmark	10.2	2.9	8.5	10.2	26.4	16.1	15.0	9.6	9.6
Value Added	-7.0	-0.4	-3.7	-7.0	-18.3	-	-	-	-1.4

*Simulated performance since inception on September 13, 2022

Calendar Returns %

■ Fund
■ Benchmark



Calendar Year

Fund	-	-	-	-	-	-	-	-	9.7	12.1
Benchmark	-8.3	21.1	9.1	-8.9	22.9	5.6	25.1	-5.8	11.8	21.7

Investment Objective

The fund seeks to provide positive absolute returns over the long-term, while minimizing downside risk by primarily investing in alternative mutual funds and/or ETFs. The fund, either directly or indirectly, is expected to utilize alternative strategies and will use leverage. The leverage will be created generally through the use of cash borrowings, short sales and derivative contracts. The fund's leverage must not exceed three times the fund's net asset value.

Statistics

June 30, 2025

	Fund	Benchmark
Annualized Standard Dev	6.2%	10.6%
Fixed Income	Fund	Benchmark
YTM	5.1%	-
Credit Quality	-	-
Average Maturity	-	-

Risk Rating

June 30, 2025

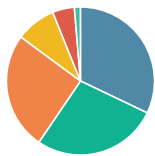
Low	Medium	High
-----	--------	------

The chart above shows the volatility level of the fund (based on standard deviation of the fund's total returns since inception).

Portfolio Allocations

December 31, 2024

Asset Allocations



Equity - United States	32.1%
Bonds - Foreign	27.4%
Bonds - Domestic	25.6%
Equity - International	8.8%
Other	4.8%
Others	1.3%

Sector Allocations

Defensive	57.7%
Fixed Income	53.0%
Health Care	5.7%
Utilities	1.8%
Consumer Goods	0.9%
Cash & Equivalent	-3.8%
Sensitive	29.9%
Technology	19.8%
Consumer Services	2.9%
Industrial Goods	2.6%
Energy	2.0%
Telecommunication	1.3%
Industrial Services	1.3%
Cyclical	7.5%
Real Estate	4.2%
Financial Services	3.1%
Basic Material	0.2%
Other	4.9%
Exchange Traded Fund	2.6%
Other	2.3%
Mutual Fund	0.1%

Top Holdings

Top Holdings	% Assets
CI Marret Alternative Enh Yield Fund ETF C\$ (CMEY)	14.39%
CI Alternative Div Opportunities Fd ETF (CMDO)	12.70%
CI Munro Alternative Global Growth ETF (CMAG)	12.43%
CI Marret Alternative Absolut Ret Bon ETF (CMAR)	10.22%
CI Alternative Investment Grade Credit ETF (CRED)	10.18%
CI Alternative North American Opport ETF C\$ (CNAO)	10.05%
CI Auspice Broad Commodity Fund Hedged (CCOM)	5.12%
CI Preferred Share ETF (FPR)	2.57%
CI Gbl Infrastructure Private Pool ETF C\$ (CINF)	2.55%
CI Morningstar Intl Momentum Index ETF (ZXM)	2.55%
Total percentage of top 10 holdings	82.76%
Total number of holdings	18

