

# DFA World Equity Portfolio Class A (DFA921)

Benchmark Dow Jones Global TR Index (C\$)

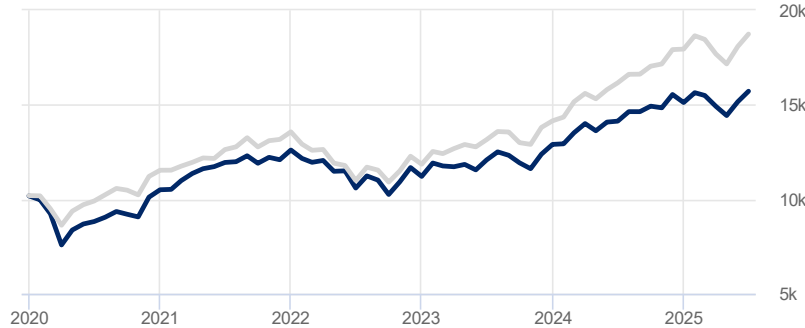
Printed on August 10, 2025

## Performance Analysis

June 30, 2025

Growth of \$10,000

— Fund  
— Benchmark



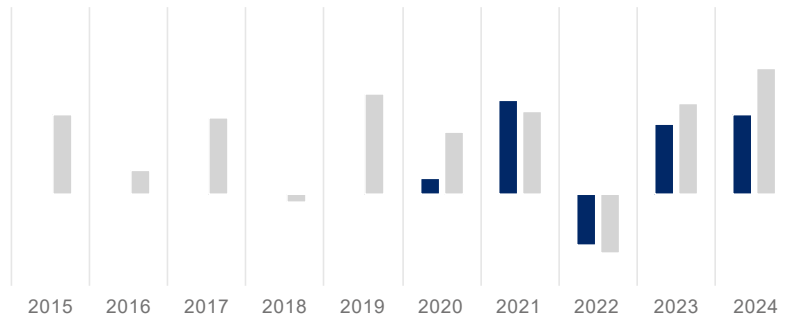
### Trailing Returns %

	YTD	1 Mth	3 Mth	6 Mth	1 Yr	3 Yr	5 Yr	10 Yr	S. Incep*
Fund	4.0	3.7	5.4	4.0	11.2	14.1	12.2	-	8.6
Benchmark	4.4	3.6	6.0	4.4	16.0	19.5	13.6	10.9	8.7
Value Added	-0.5	0.0	-0.6	-0.5	-4.8	-5.4	-1.4	-	-0.1

\*Simulated performance since inception on November 21, 2019

### Calendar Returns %

■ Fund  
■ Benchmark



### Calendar Year

Fund	-	-	-	-	-	3.2	20.0	-11.1	15.1	17.2
Benchmark	16.9	5.2	16.3	-1.8	21.4	13.2	17.6	-12.6	19.4	26.8

## Investment Objective

The fundamental investment objective of the fund is to seek to long-term capital appreciation primarily through exposure to investments in equity securities. The fund's exposure to these securities may be achieved through investments in other mutual funds or directly in individual securities. Fundamental investment objectives may only be changed with the approval of a majority of unitholders at a meeting called for that purpose.

## Statistics

June 30, 2025

	Fund	Benchmark
Annualized Standard Dev	11.1%	10.4%
Fixed Income	Fund	Benchmark
YTM	-	-
Credit Quality	-	-
Average Maturity	-	-

## Risk Rating

June 30, 2025

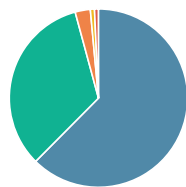
Low	Medium	High
-----	--------	------

The chart above shows the volatility level of the fund (based on standard deviation of the fund's total returns since inception).

## Portfolio Allocations

December 31, 2024

### Asset Allocations



Equity - United States	62.4%
Equity - International	33.3%
Equity - Canada	2.8%
Income Unit Trust	0.8%
Cash & Equivalent	0.7%

### Sector Allocations

<b>Sensitive</b>	<b>49.2%</b>
Technology	20.8%
Consumer Services	7.9%
Industrial Goods	7.0%
Energy	6.0%
Industrial Services	4.8%
Telecommunication	2.8%
<b>Cyclical</b>	<b>30.1%</b>
Financial Services	16.6%
Real Estate	8.6%
Basic Material	4.9%
<b>Defensive</b>	<b>19.4%</b>
Consumer Goods	8.5%
Health Care	8.2%
Utilities	2.0%
Cash & Equivalent	0.7%
<b>Other</b>	<b>1.3%</b>
Other	1.3%

### Top Holdings

Top Holdings	% Assets
DFA U.S. Core Equity Fund - Class I	21.85%
DFA U.S. Core Equity Fund Class I (H)	21.71%
DFA International Core Equity Fund - Class I(H)	15.47%
DFA International Core Equity Fund - Class I	10.93%
DFA U.S. Vector Equity Fund - Class I	9.30%
DFA U.S. Vector Equity Fund - Class I(H)	9.24%
DFA International Vector Equity Fund Class I	4.67%
DFA Global Real Estate Securities Fund Class I	3.95%
DFA Canadian Core Equity Fund Class I	1.92%
DFA Canadian Vector Equity Fund Class I	0.82%
<b>Total percentage of top 10 holdings</b>	<b>99.86%</b>
<b>Total number of holdings</b>	<b>12</b>