

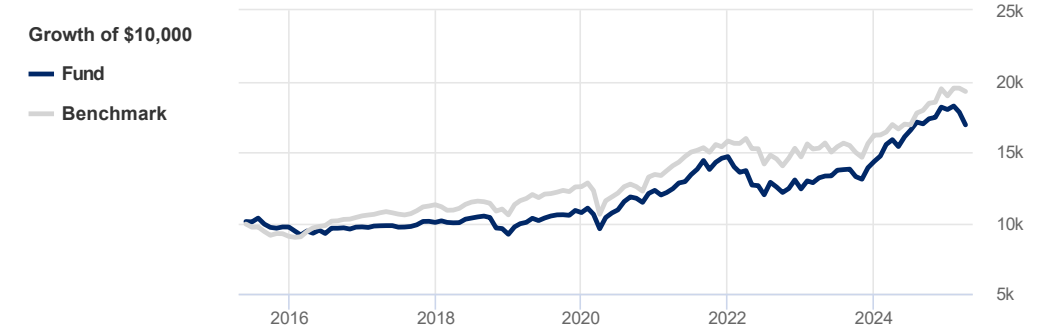
# Dynamic Power Balanced Fund Series A (DYN001)

Benchmark Fundata Canadian Balanced - Equity Focus Index

Printed on May 8, 2025

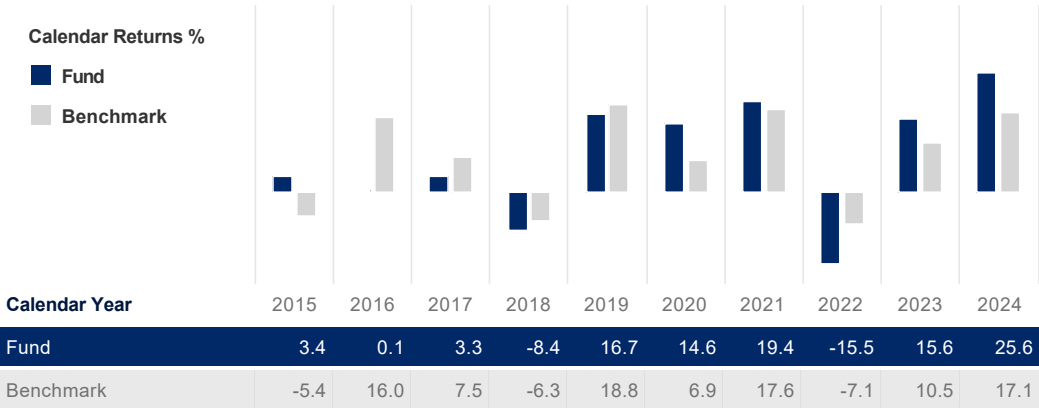
## Performance Analysis

March 31, 2025



Trailing Returns %	YTD	1 Mth	3 Mth	6 Mth	1 Yr	3 Yr	5 Yr	10 Yr	S. Incep*
Fund	-6.0	-5.0	-6.0	-2.5	6.6	7.3	12.0	5.4	7.0
Benchmark	1.6	-1.2	1.6	4.5	13.8	6.5	12.7	6.9	7.3
Value Added	-7.6	-3.8	-7.6	-7.0	-7.2	0.8	-0.7	-1.5	-0.3

\*Simulated performance since inception on July 24, 1998



## Investment Objective

Dynamic Power Balanced Fund seeks to maximize long-term capital appreciation in a manner that outperforms the Fund's benchmark primarily by investing in both equity and fixed income securities with the goal of achieving a 50/50 balance. Before a fundamental change is made to the investment objective of the Fund, the prior approval of unitholders is required. This approval must be given by a resolution passed by a majority of the votes cast at a meeting of unitholders

## Statistics

March 31, 2025

	Fund	Benchmark
Annualized Standard Dev	10.6%	8.7%
Fixed Income		
YTM	3.8%	-
Credit Quality	-	-
Average Maturity	-	-

## Risk Rating

March 31, 2025

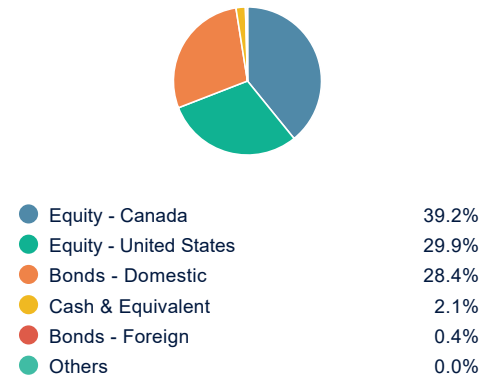
Low	Medium	High
-----	--------	------

The chart above shows the volatility level of the fund (based on standard deviation of the fund's total returns since inception).

## Portfolio Allocations

December 31, 2024

### Asset Allocations



### Sector Allocations

<b>Sensitive</b>	<b>45.9%</b>
Technology	21.5%
Consumer Services	13.6%
Industrial Services	9.5%
Energy	1.3%
<b>Defensive</b>	<b>31.9%</b>
Fixed Income	28.8%
Cash & Equivalent	2.1%
Health Care	1.0%
<b>Cyclical</b>	<b>22.1%</b>
Financial Services	16.4%
Basic Material	3.2%
Real Estate	2.5%
<b>Other</b>	<b>0.0%</b>
Other	0.0%

### Top Holdings

Top Holdings	% Assets
NVIDIA Corp - Common	7.34%
National Bank of Canada - Common	5.11%
Intact Financial Corp - Common	4.30%
TFI International Inc - Common	4.15%
Alphabet Inc - Common CI C	3.65%
Dollarama Inc - Common	3.65%
Brookfield Corp - Common CI A	3.43%
Microsoft Corp - Common	3.37%
Canada Housing Trust No 1 4.25% 15-Mar-2034	3.35%
Canadian Pacific Kansas City Ltd - Common	2.77%
<b>Total percentage of top 10 holdings</b>	<b>41.12%</b>
<b>Total number of holdings</b>	<b>190</b>