

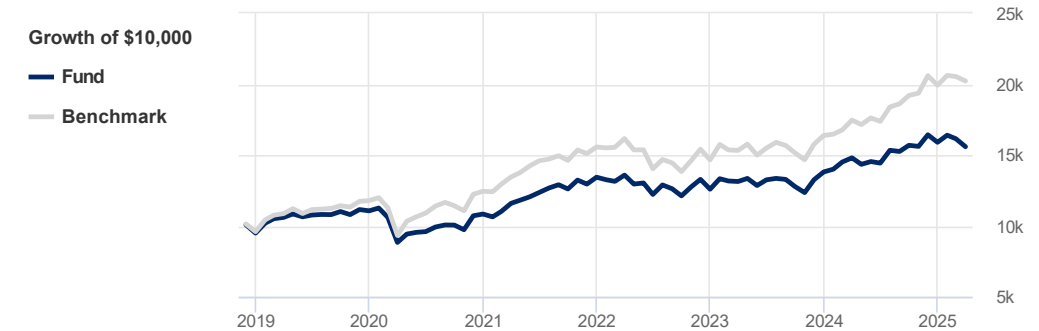
# Dynamic Canadian Equity Private Pool Class Ser A (DYN3976)

Benchmark S&P/TSX Composite Index TR

Printed on May 8, 2025

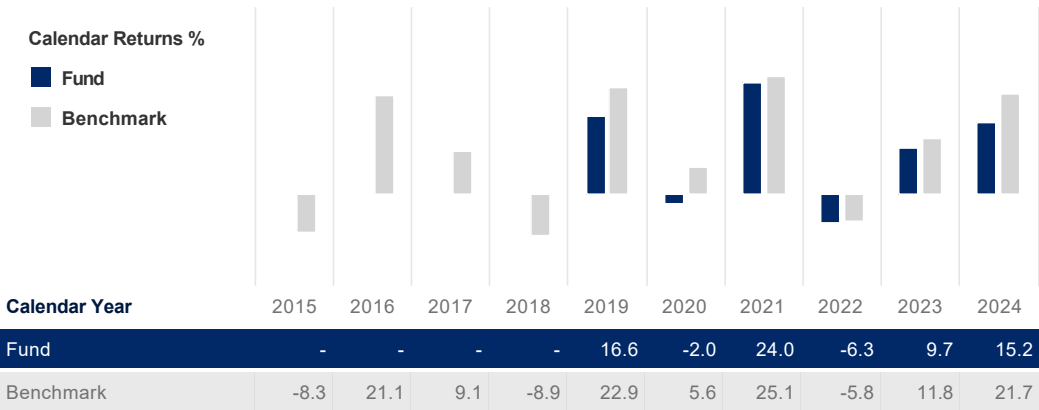
## Performance Analysis

March 31, 2025



Trailing Returns %	YTD	1 Mth	3 Mth	6 Mth	1 Yr	3 Yr	5 Yr	10 Yr	S. Incep*
Fund	-2.0	-3.5	-2.0	-0.6	5.3	4.7	12.0	-	7.5
Benchmark	1.5	-1.5	1.5	5.3	15.8	7.8	16.8	8.5	9.5
Value Added	-3.5	-2.0	-3.5	-6.0	-10.5	-3.1	-4.7	-	-2.1

\*Simulated performance since inception on October 30, 2018



## Investment Objective

Dynamic Canadian Equity Private Pool Class seeks to achieve long-term capital appreciation by investing primarily in a diversified portfolio of equity securities of companies that are located or doing business primarily in Canada. Before a fundamental change is made to the investment objectives of the Pool, the prior approval of shareholders is required. This approval must be given by a resolution passed by a majority of the votes cast at a meeting of shareholders

## Statistics

March 31, 2025

	Fund	Benchmark
Annualized Standard Dev	11.4%	10.8%
Fixed Income	Fund	Benchmark
YTM	-	-
Credit Quality	-	-
Average Maturity	-	-

## Risk Rating

March 31, 2025

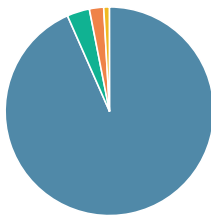
Low	Medium	High
-----	--------	------

The chart above shows the volatility level of the fund (based on standard deviation of the fund's total returns since inception).

## Portfolio Allocations

December 31, 2024

### Asset Allocations



Equity - Canada	93.4%
Equity - United States	3.5%
Income Unit Trust	2.2%
Cash & Equivalent	0.9%

### Sector Allocations

<b>Sensitive</b>	<b>50.4%</b>
Industrial Services	13.3%
Technology	10.9%
Energy	10.5%
Consumer Services	9.7%
Industrial Goods	3.7%
Telecommunication	2.4%
<b>Cyclical</b>	<b>46.2%</b>
Financial Services	32.8%
Basic Material	8.0%
Real Estate	5.3%
<b>Defensive</b>	<b>3.4%</b>
Health Care	1.3%
Utilities	1.2%
Cash & Equivalent	0.9%

### Top Holdings

Top Holdings	% Assets
Royal Bank of Canada - Common	5.69%
Brookfield Corp - Common CI A	5.08%
Intact Financial Corp - Common	4.93%
Alimentation Couche-Tard Inc - Common	3.72%
Waste Connections Inc - Common	3.51%
Shopify Inc - Common CI A	3.33%
CCL Industries Inc - Common CI B	3.27%
Canadian Pacific Kansas City Ltd - Common	3.12%
Toromont Industries Ltd - Common	2.88%
Toronto-Dominion Bank - Common	2.86%
<b>Total percentage of top 10 holdings</b>	<b>38.39%</b>
<b>Total number of holdings</b>	<b>55</b>