

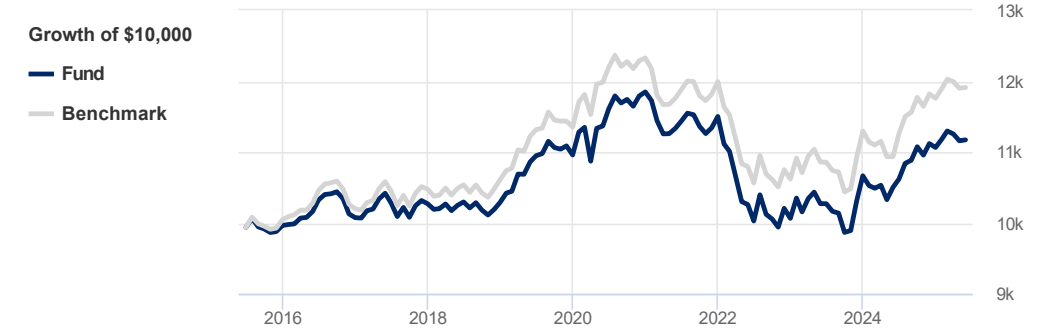
# Fidelity Canadian Bond Fund Series B (FID233)

Benchmark ICE BofA Canada Broad Market Index TR CAD

Printed on June 25, 2025

## Performance Analysis

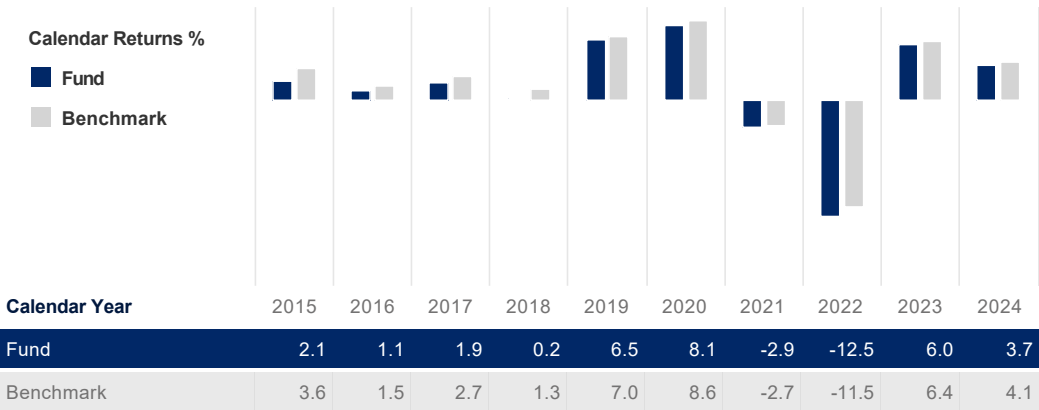
May 31, 2025



### Trailing Returns %

	YTD	1 Mth	3 Mth	6 Mth	1 Yr	3 Yr	5 Yr	10 Yr	S. Incep*
Fund	1.0	0.1	-1.1	0.5	6.4	2.9	-0.3	1.1	4.9
Benchmark	1.3	0.1	-1.0	0.8	8.9	3.3	-0.1	1.8	4.3
Value Added	-0.3	0.0	-0.1	-0.3	-2.5	-0.5	-0.2	-0.6	0.6

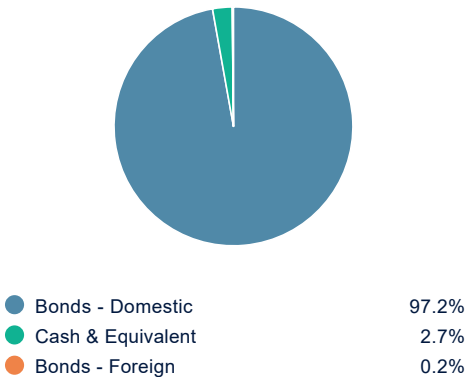
\*Simulated performance since inception on February 1, 1988



## Portfolio Allocations

March 31, 2025

### Asset Allocations



### Sector Allocations

Defensive	100.0%
Fixed Income	97.3%
Cash & Equivalent	2.7%

### Top Holdings

Top Holdings	% Assets
Canada Government 3.25% 01-Sep-2028	2.57%
Canada Government 1.50% 01-Dec-2031	2.40%
Canada Government 3.50% 01-Sep-2029	2.27%
Canada Government 1.50% 01-Jun-2031	2.04%
Canada Housing Trust No 1 3.95% 15-Jun-2028	1.94%
Canada Housing Trust No 1 3.55% 15-Sep-2032	1.52%
Ontario Province 3.75% 02-Jun-2032	1.49%
Canada Government 4.00% 01-Mar-2029	1.15%
Canada Housing Trust No 1 4.25% 15-Mar-2034	1.10%
Canada Government 2.50% 01-Dec-2032	1.05%
<b>Total percentage of top 10 holdings</b>	<b>17.53%</b>
<b>Total number of holdings</b>	<b>500</b>

## Investment Objective

The Fund aims to provide a steady flow of income. It invests primarily in Canadian fixed income securities.

## Statistics

May 31, 2025

	Fund	Benchmark
Annualized Standard Dev	3.7%	4.4%
<b>Fixed Income</b>	<b>Fund</b>	<b>Benchmark</b>
YTM	3.5%	-
Credit Quality	-	-
Average Maturity	-	-

## Risk Rating

May 31, 2025

Low	Medium	High
-----	--------	------

The chart above shows the volatility level of the fund (based on standard deviation of the fund's total returns since inception).