

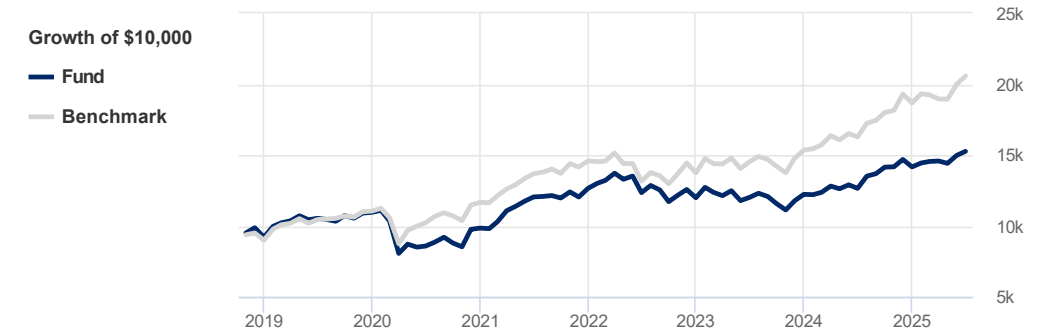
Fidelity Canadian High Dividend ETF Fd B (FID4086)

Benchmark S&P/TSX Composite Index TR

Printed on August 4, 2025

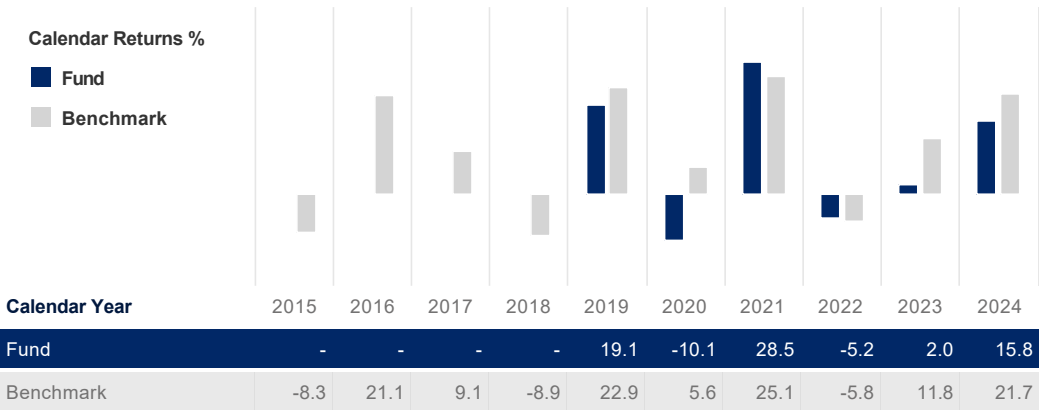
Performance Analysis

June 30, 2025



Trailing Returns %	YTD	1 Mth	3 Mth	6 Mth	1 Yr	3 Yr	5 Yr	10 Yr	S. Incep*
Fund	7.8	1.9	4.7	7.8	20.7	7.3	12.2	-	6.3
Benchmark	10.2	2.9	8.5	10.2	26.4	16.1	15.0	9.6	9.6
Value Added	-2.4	-1.0	-3.9	-2.4	-5.7	-8.8	-2.8	-	-3.3

*Simulated performance since inception on September 18, 2018



Investment Objective

The Fund seeks a similar return to its underlying fund, which is also managed by Fidelity, by investing substantially all of its assets in securities of that underlying fund. The underlying fund seeks to replicate, to the extent reasonably possible and before fees and expenses, the performance of the Fidelity Canada Canadian High Dividend Index. The underlying fund invests primarily in dividend-paying equity securities of Canadian companies.

Statistics

June 30, 2025

	Fund	Benchmark
Annualized Standard Dev	9.3%	10.6%
Fixed Income	Fund	Benchmark
YTM	2.6%	-
Credit Quality	-	-
Average Maturity	-	-

Risk Rating

June 30, 2025

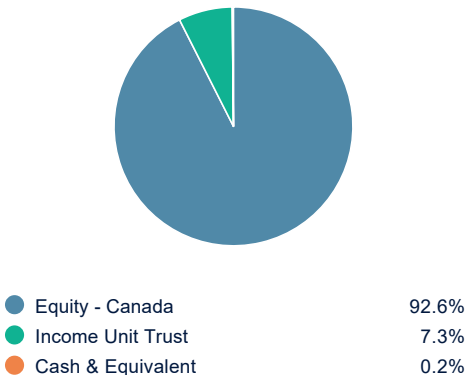
Low	Medium	High
-----	--------	------

The chart above shows the volatility level of the fund (based on standard deviation of the fund's total returns since inception).

Portfolio Allocations

March 31, 2025

Asset Allocations



Sector Allocations

Sensitive	40.9%
Energy	24.1%
Telecommunication	7.5%
Industrial Services	5.3%
Technology	4.1%
Cyclical	40.2%
Financial Services	25.8%
Real Estate	7.5%
Basic Material	6.9%
Defensive	18.5%
Utilities	10.9%
Health Care	7.5%
Cash & Equivalent	0.2%
Other	0.4%
Other	0.4%

Top Holdings

Top Holdings	% Assets
Royal Bank of Canada - Common	5.12%
Enbridge Inc - Common	4.93%
Fortis Inc - Common	3.89%
Canadian Natural Resources Ltd - Common	3.66%
Emera Inc - Common	3.59%
Toronto-Dominion Bank - Common	3.39%
Algonquin Power & Utilities Corp - Common	3.37%
TC Energy Corp - Common	3.04%
Suncor Energy Inc - Common	3.02%
FirstService Corp - Common	2.69%
Total percentage of top 10 holdings	36.70%
Total number of holdings	68