

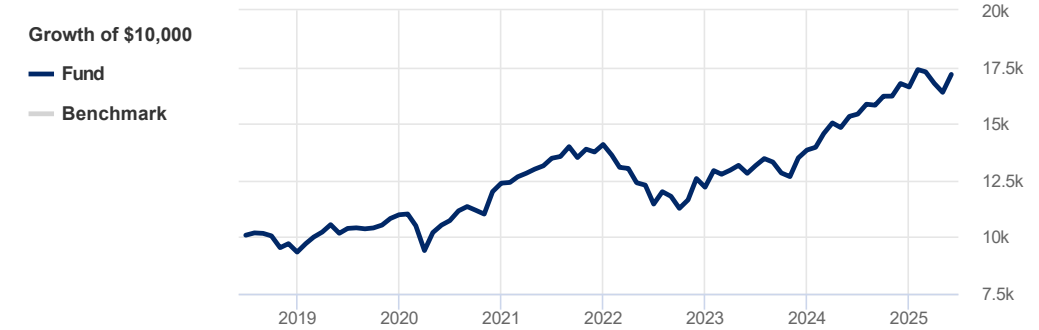
Fidelity ClearPath 2060 Portfolio Series A (FID6245)

Benchmark -

Printed on July 9, 2025

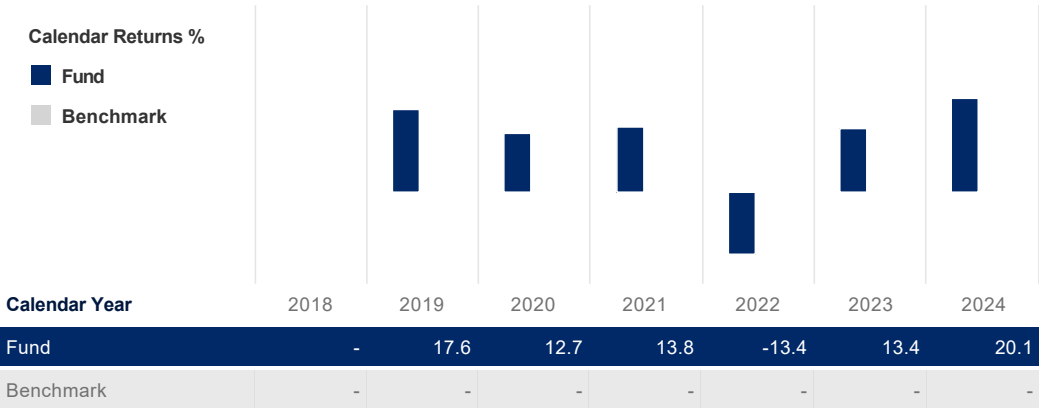
Performance Analysis

May 31, 2025



Trailing Returns %	YTD	1 Mth	3 Mth	6 Mth	1 Yr	3 Yr	5 Yr	10 Yr	S. Incep*
Fund	3.3	4.8	-0.7	2.4	12.1	11.8	10.3	-	8.0
Benchmark	-	-	-	-	-	-	-	-	-
Value Added	-	-	-	-	-	-	-	-	-

*Simulated performance since inception on May 15, 2018



Investment Objective

Aims to achieve high total investment return. The Portfolio uses a dynamic asset allocation strategy and invests primarily in underlying funds. These underlying funds generally invest in equity securities, fixed income securities and/or money market instruments. From inception, through to its target date in 2060 and for a period of approximately 20 years thereafter, an increasing proportion of the Portfolio's assets are invested in securities of fixed income funds and money market funds.

Statistics

May 31, 2025

	Fund	Benchmark
Annualized Standard Dev	9.0%	-
Fixed Income	Fund	Benchmark
YTM	4.0%	-
Credit Quality	-	-
Average Maturity	-	-

Risk Rating

May 31, 2025

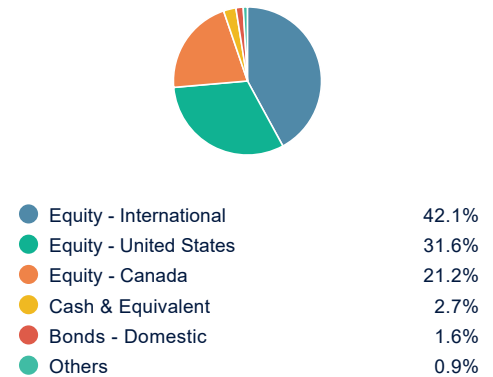
Low	Medium	High
-----	--------	------

The chart above shows the volatility level of the fund (based on standard deviation of the fund's total returns since inception).

Portfolio Allocations

March 31, 2025

Asset Allocations



Sector Allocations

Sensitive	45.5%
Technology	17.4%
Industrial Goods	9.0%
Consumer Services	8.0%
Industrial Services	5.5%
Energy	4.5%
Telecommunication	1.1%
Cyclical	28.7%
Financial Services	21.0%
Basic Material	5.8%
Real Estate	2.0%
Defensive	16.0%
Health Care	5.3%
Consumer Goods	4.6%
Cash & Equivalent	2.7%
Utilities	1.7%
Fixed Income	1.6%
Other	9.8%
Mutual Fund	9.9%
Exchange Traded Fund	0.5%
Other	-0.6%

Top Holdings

Top Holdings	% Assets
Fidelity International Equity M-Asset Base Fd O	19.26%
Fidelity Emerging Markets Fund Series B	13.42%
Fidelity Canadian Disciplined Equity Fund Ser O	10.46%
Fidelity Insights Investment Trust Series O	9.37%
Fidelity International Growth Multi-Asset Ba Fd O	6.99%
BC Gwth MA Base - Ser O	6.80%
Fidelity American Disciplined Equity Fund O	6.31%
Fidelity True North Fund Series B	6.15%
Fidelity U.S. Dividend Investment Trust Series O	5.74%
Fidelity U.S. Small/Mid-Cap Eq Multi-Asset Ba Fd O	3.14%
Total percentage of top 10 holdings	87.64%
Total number of holdings	28

