

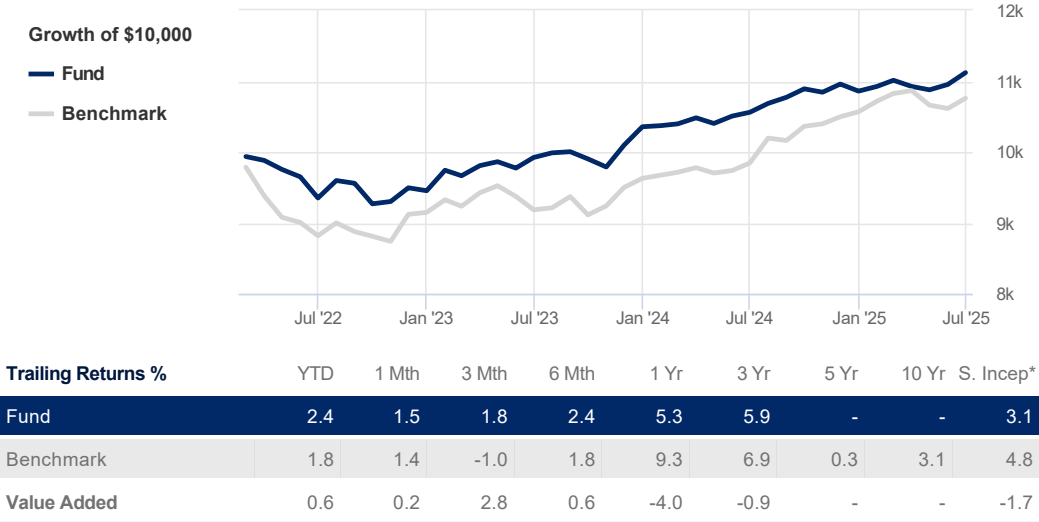
Fidelity Tactical Credit Fund Series F (FID7573)

Benchmark Funddata Multi-Sector Fixed Income Index

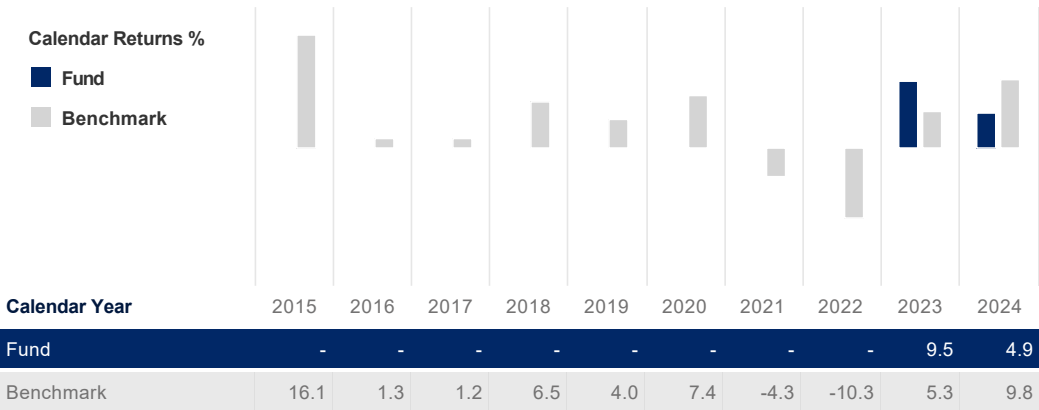
Printed on July 17, 2025

Performance Analysis

June 30, 2025



*Simulated performance since inception on January 25, 2022



Investment Objective

The Fund invests primarily in fixed income securities of U.S. issuers and other issuers from around the world, including global investment grade fixed income securities and higher yielding lower quality fixed income securities. It can invest in these securities either directly or indirectly through investments in underlying funds.

Statistics

June 30, 2025

	Fund	Benchmark
Annualized Standard Dev	2.9%	4.7%
Fixed Income	Fund	Benchmark
YTM	7.0%	-
Credit Quality	-	-
Average Maturity	-	-

Risk Rating

June 30, 2025

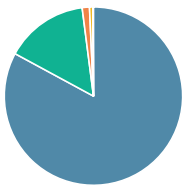
Low	Medium	High
-----	--------	------

The chart above shows the volatility level of the fund (based on standard deviation of the fund's total returns since inception).

Portfolio Allocations

March 31, 2025

Asset Allocations



Bonds - Foreign	82.9%
Cash & Equivalent	15.1%
Equity - United States	1.3%
Bonds - Domestic	0.6%
Equity - International	0.1%

Sector Allocations

Defensive	98.9%
Fixed Income	83.6%
Cash & Equivalent	15.1%
Utilities	0.2%
Sensitive	0.7%
Energy	0.6%
Consumer Services	0.0%
Technology	0.0%
Other	0.4%
Other	0.4%
Cyclical	0.1%
Financial Services	0.1%

Top Holdings

Top Holdings	% Assets
Fidelity American High Yield Fund Series F	34.08%
High Yield Investments Directly Held	30.84%
Fidelity U.S. Money Market Investment Trust O	12.07%
United States Treasury 2.88% 15-May-2052	6.50%
United States Treasury 4.25% 15-Feb-2054	4.96%
Charter Communicatns Oprtng LLC 4.40% 01-Jan-2033	1.08%
Prime Healthcare Foundatn Inc 7.00% 01-Dec-2027	0.82%
Bank of America Corp 5.02% 22-Jul-2032	0.73%
JPMorgan Chase & Co 4.91% 25-Jul-2032	0.73%
Wells Fargo & Co 4.90% 25-Jul-2032	0.73%
Total percentage of top 10 holdings	92.54%
Total number of holdings	134