

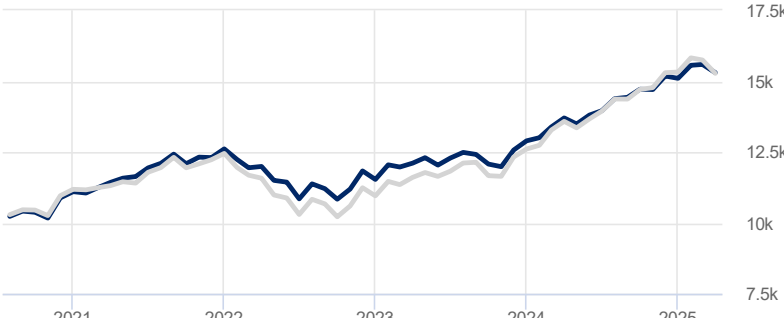
Performance Analysis

March 31, 2025

Growth of \$10,000

Fund

Benchmark



	YTD	1 Mth	3 Mth	6 Mth	1 Yr	3 Yr	5 Yr	10 Yr	S. Incep*
Fund	1.3	-1.9	1.3	4.0	11.7	8.5	-	-	9.4
Benchmark	-0.3	-3.0	-0.3	3.8	12.5	9.7	11.1	8.2	6.5

Value Added

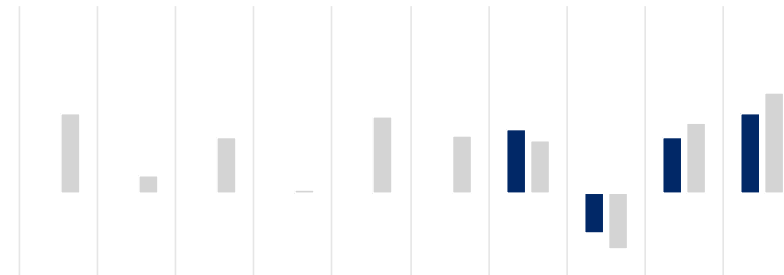
	1.6	1.1	1.6	0.1	-0.8	-1.2	-	-	3.0
--	-----	-----	-----	-----	------	------	---	---	-----

*Simulated performance since inception on June 22, 2020

Calendar Returns %

Fund

Benchmark



Calendar Year	Fund	Benchmark
2015	-	17.0
2016	-	3.7
2017	-	12.0
2018	-	0.7
2019	-	16.3
2020	-	12.2
2021	13.6	11.3
2022	-8.6	-12.0
2023	11.8	15.1
2024	17.1	21.6

Investment Objective

March 31, 2025

The iProfile Portfolio intends to provide investors with a diversified portfolio solution that provides long-term capital appreciation. The iProfile Portfolio will primarily invest in, or obtain exposure to, equity securities. The iProfile Portfolio will also provide exposure to fixed income securities and may also invest in other asset classes.

Statistics

March 31, 2025

	Fund	Benchmark
Annualized Standard Dev	6.2%	7.3%
Fixed Income	Fund	Benchmark
YTM	4.2%	-
Credit Quality	-	-
Average Maturity	-	-

Risk Rating

March 31, 2025

Low

Medium


High

The chart above shows the volatility level of the fund (based on standard deviation of the fund's total returns since inception).

Portfolio Allocations

December 31, 2024

Asset Allocations



Equity - United States	27.3%
Equity - International	24.8%
Equity - Canada	16.1%
Bonds - Domestic	10.5%
Bonds - Foreign	9.0%
Others	12.4%

Sector Allocations

Defensive	40.8%
Fixed Income	20.8%
Cash & Equivalent	7.2%
Health Care	5.6%
Consumer Goods	5.4%
Utilities	1.8%
Sensitive	33.8%
Technology	13.9%
Consumer Services	6.0%
Industrial Goods	4.1%
Industrial Services	4.1%
Energy	3.9%
Telecommunication	1.8%
Cyclical	19.9%
Financial Services	14.2%
Basic Material	3.4%
Real Estate	2.4%
Other	5.5%
Exchange Traded Fund	2.2%
Other	2.1%
Mutual Fund	1.2%

Top Holdings

	%
Top Holdings	Assets
iProfile Canadian Equity Private Pool Series I	15.19%
iProfile U.S. Equity Private Pool Series I	14.19%
iProfile ETF Private Pool Series I	11.32%
Mackenzie IG Canadian Bond Pool Series P	10.24%
iProfile Active Allocation Private Pool III Ser I	9.97%
iProfile International Equity Private Pool Ser I	8.67%
PIMCO IG Global Bond Pool Series P	6.78%
iProfile Emerging Markets Private Pool Series I	4.41%
Mackenzie IG Low Volatility U.S. Equity Pool Ser P	4.40%
IG Manulife Strategic Income Fund F	2.56%
Total percentage of top 10 holdings	87.73%
Total number of holdings	19

