

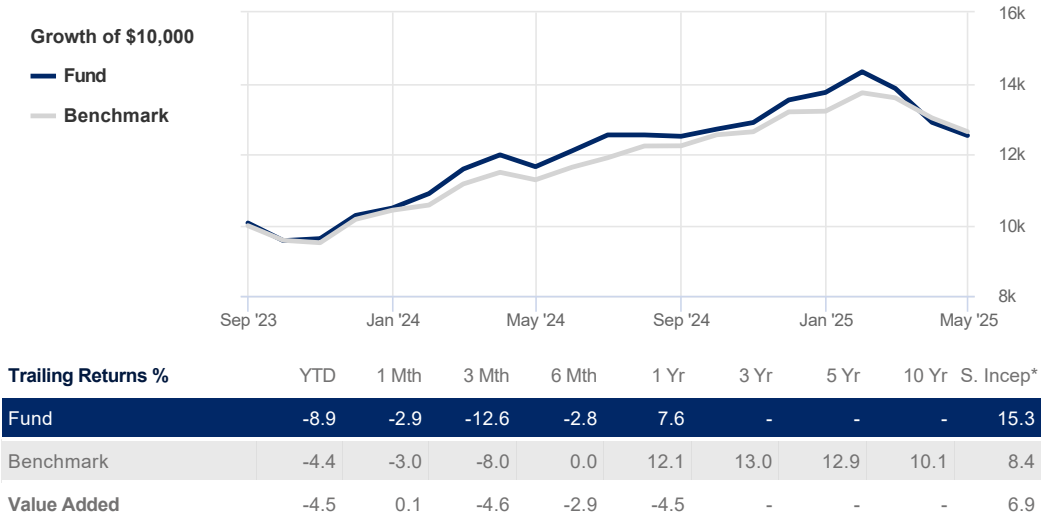
# Mackenzie Futurepath Shariah Global Equity Fund PA (MFC13760)

Benchmark Dow Jones Global TR Index (C\$)

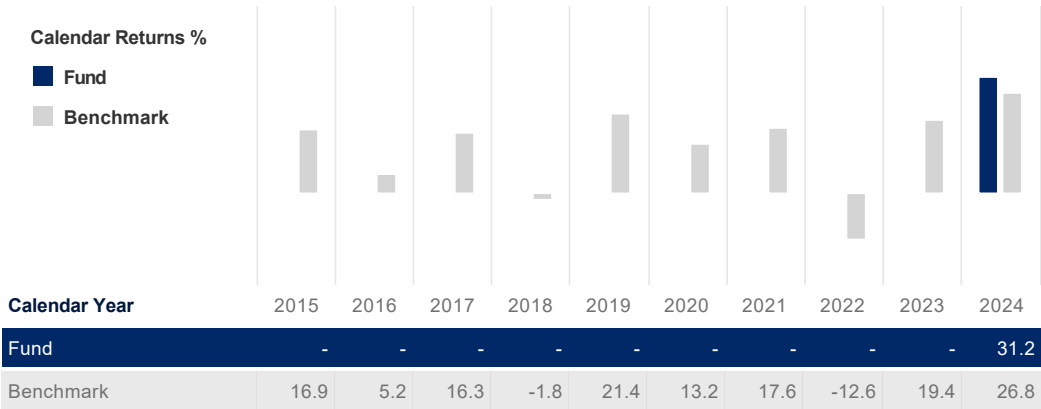
Printed on May 15, 2025

## Performance Analysis

April 30, 2025



\*Simulated performance since inception on July 6, 2023



## Investment Objective

The Fund seeks to provide long-term capital growth by investing primarily in a portfolio of Shariah-compliant equity securities of companies in developed-market countries anywhere in the world. Any proposed change in the fundamental investment objectives of the Fund must be approved by a majority of the votes cast at a meeting of the Fund's investors called for that purpose.

## Statistics

April 30, 2025

	Fund	Benchmark
Annualized Standard Dev	12.3%	9.4%
Fixed Income	Fund	Benchmark
YTM	-	-
Credit Quality	-	-
Average Maturity	-	-

## Risk Rating

April 30, 2025

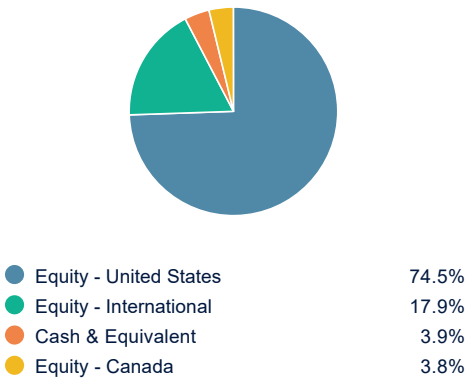
Low	Medium	High
-----	--------	------

The chart above shows the volatility level of the fund (based on standard deviation of the fund's total returns since inception).

## Portfolio Allocations

September 30, 2024

### Asset Allocations



### Sector Allocations

<b>Sensitive</b>	<b>69.7%</b>
Technology	46.1%
Consumer Services	10.3%
Industrial Goods	4.3%
Industrial Services	4.0%
Energy	3.6%
Telecommunication	1.4%
<b>Defensive</b>	<b>22.4%</b>
Health Care	12.4%
Consumer Goods	5.8%
Cash & Equivalent	3.9%
Utilities	0.3%
<b>Cyclical</b>	<b>7.6%</b>
Basic Material	4.2%
Financial Services	2.0%
Real Estate	1.4%
<b>Other</b>	<b>0.3%</b>
Other	0.3%

### Top Holdings

Top Holdings	% Assets
Apple Inc - Common	7.80%
Microsoft Corp - Common	7.36%
NVIDIA Corp - Common	7.01%
Cash and Cash Equivalents	4.66%
Alphabet Inc - Common CI A	4.49%
Amazon.com Inc - Common	4.32%
Meta Platforms Inc - Common CI A	3.43%
Novo Nordisk A/S - Common CI B	1.74%
Mastercard Inc - Common CI A	1.62%
Procter & Gamble Co - Common	1.60%
<b>Total percentage of top 10 holdings</b>	<b>44.03%</b>
<b>Total number of holdings</b>	<b>124</b>