

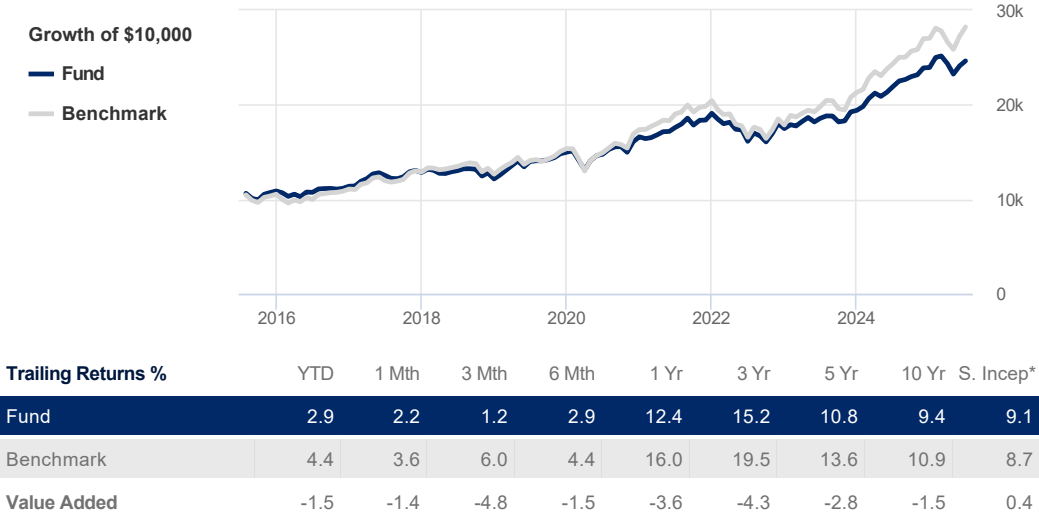
# Mackenzie Global Dividend Fund Series A (MFC2710)

Benchmark Dow Jones Global TR Index (C\$)

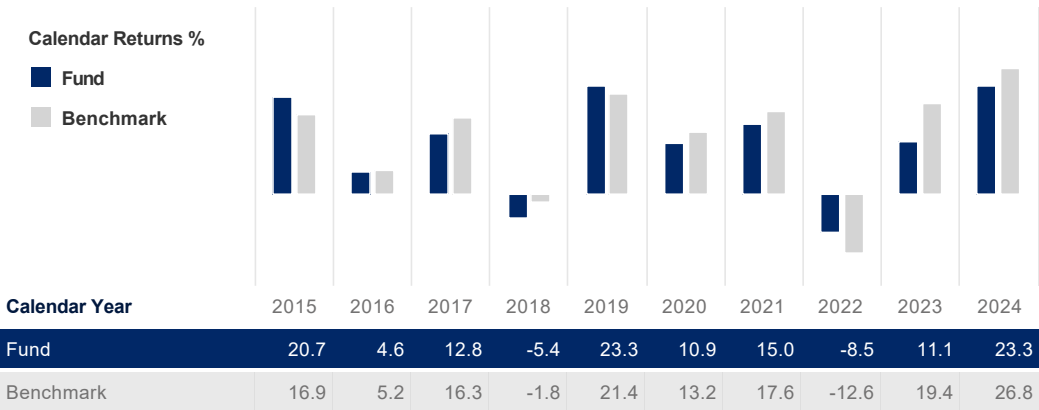
Printed on July 16, 2025

## Performance Analysis

June 30, 2025



\*Simulated performance since inception on March 28, 2008



## Investment Objective

The Fund seeks long-term capital growth and current income by investing primarily in equity securities of companies anywhere in the world that pay, or may be expected to pay, dividends. The Fund may also invest in other types of securities that distribute, or may be expected to distribute, income.

## Statistics

June 30, 2025

	Fund	Benchmark
Annualized Standard Dev	9.2%	10.4%
Fixed Income	Fund	Benchmark
YTM	-	-
Credit Quality	-	-
Average Maturity	-	-

## Risk Rating

June 30, 2025

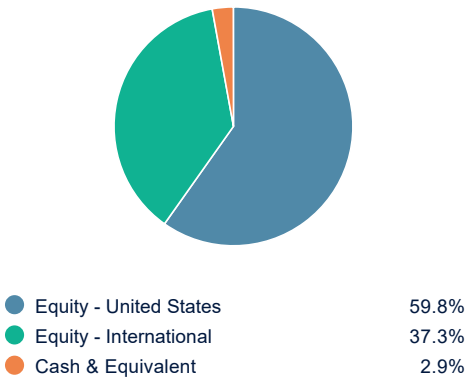
Low	Medium	High
-----	--------	------

The chart above shows the volatility level of the fund (based on standard deviation of the fund's total returns since inception).

## Portfolio Allocations

March 31, 2025

### Asset Allocations



### Sector Allocations

<b>Sensitive</b>	<b>52.5%</b>
Technology	22.7%
Industrial Goods	7.5%
Consumer Services	7.1%
Industrial Services	6.7%
Energy	4.5%
Telecommunication	3.9%
<b>Defensive</b>	<b>26.0%</b>
Consumer Goods	10.3%
Health Care	10.0%
Cash & Equivalent	2.9%
Utilities	2.8%
<b>Cyclical</b>	<b>18.9%</b>
Financial Services	15.9%
Real Estate	2.3%
Basic Material	0.8%
<b>Other</b>	<b>2.6%</b>
Exchange Traded Fund	2.1%
Mutual Fund	0.4%

### Top Holdings

Top Holdings	% Assets
Apple Inc - Common	3.95%
Microsoft Corp - Common	3.94%
Philip Morris International Inc - Common	3.27%
JPMorgan Chase & Co - Common	2.83%
Abbvie Inc - Common	2.76%
Amazon.com Inc - Common	2.72%
Meta Platforms Inc - Common Cl A	2.45%
Sap SE - Common	2.31%
Motorola Solutions Inc - Common	2.30%
Deutsche Boerse AG - Common Cl N	2.29%
<b>Total percentage of top 10 holdings</b>	<b>28.82%</b>
<b>Total number of holdings</b>	<b>79</b>