

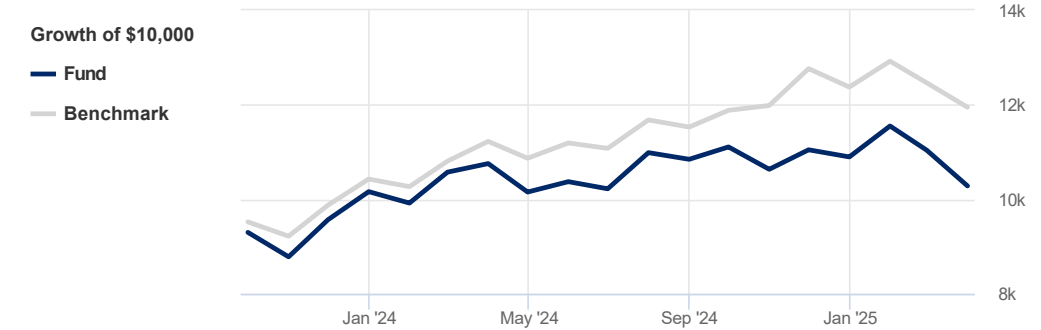
# NBI Global Small Cap Fund Advisor Series (NBC5456)

Benchmark Dow Jones Global Small-Cap TR Index (C\$)

Printed on April 29, 2025

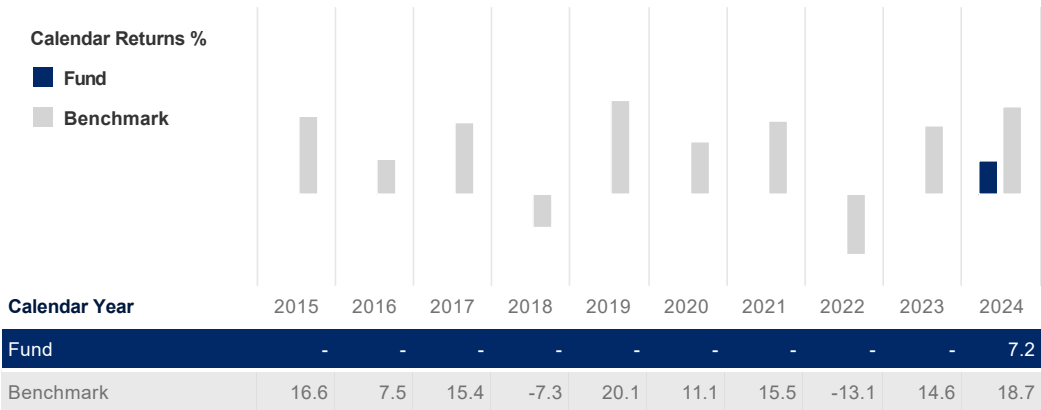
## Performance Analysis

March 31, 2025



Trailing Returns %	YTD	1 Mth	3 Mth	6 Mth	1 Yr	3 Yr	5 Yr	10 Yr	S. Incep*
Fund	-5.6	-6.8	-5.6	-7.4	-4.4	-	-	-	1.3
Benchmark	-3.5	-4.1	-3.5	0.6	6.4	7.4	13.8	7.5	8.2
Value Added	-2.2	-2.7	-2.2	-8.0	-10.8	-	-	-	-6.9

\*Simulated performance since inception on August 29, 2023



## Investment Objective

The NBI Global Small Cap Fund's investment objective is to provide long-term capital appreciation by investing, directly or indirectly through investments in securities of other mutual funds, in a portfolio comprised primarily of equity securities of small and medium capitalization companies located around the world.

## Statistics

March 31, 2025

	Fund	Benchmark
Annualized Standard Dev	16.1%	13.1%
Fixed Income	Fund	Benchmark
YTM	-	-
Credit Quality	-	-
Average Maturity	-	-

## Risk Rating

March 31, 2025

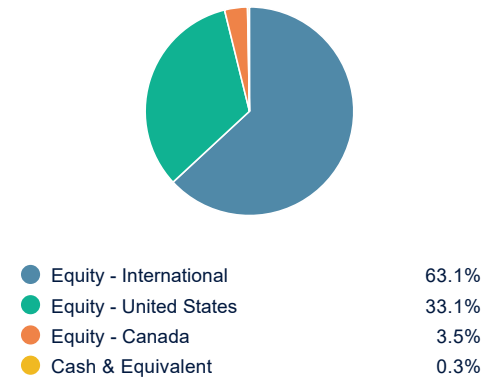
Low	Medium	High
-----	--------	------

The chart above shows the volatility level of the fund (based on standard deviation of the fund's total returns since inception).

## Portfolio Allocations

March 31, 2025

### Asset Allocations



### Sector Allocations

<b>Sensitive</b>	<b>62.7%</b>
Industrial Goods	23.2%
Technology	16.7%
Consumer Services	11.8%
Industrial Services	11.1%
<b>Defensive</b>	<b>19.2%</b>
Consumer Goods	9.6%
Health Care	9.3%
Cash & Equivalent	0.3%
<b>Cyclical</b>	<b>18.1%</b>
Real Estate	10.5%
Financial Services	5.8%
Basic Material	1.8%

### Top Holdings

Top Holdings	% Assets
TechnologyOne Ltd - Common	4.05%
Rotork PLC - Common	3.78%
Intertek Group PLC - Common	3.70%
Wyndham Hotels & Resorts Inc - Common	3.67%
Nordnet AB (publ) - Common	3.52%
Hemnet Group AB publ - Common	3.24%
Diploma PLC - Common	3.15%
Howden Joinery Group PLC - Common	3.05%
Halma PLC - Common	3.02%
Belimo Holding AG - Common CI N	2.99%
<b>Total percentage of top 10 holdings</b>	<b>34.17%</b>
<b>Total number of holdings</b>	<b>47</b>