

NBI Secure Portfolio Investor Series (NBC921)

Benchmark Fundata Global Fixed Income Balanced Index

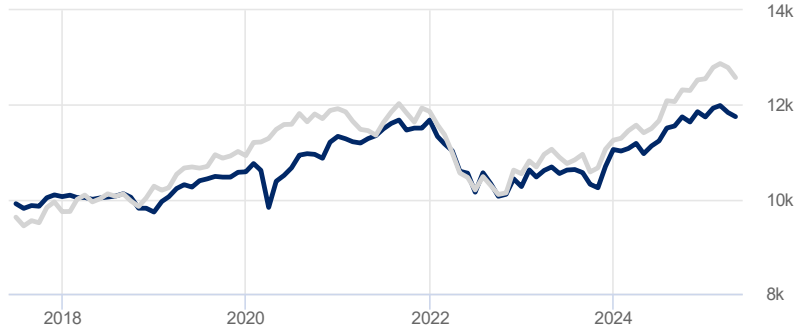
Printed on May 16, 2025

Performance Analysis

April 30, 2025

Growth of \$10,000

— Fund
— Benchmark



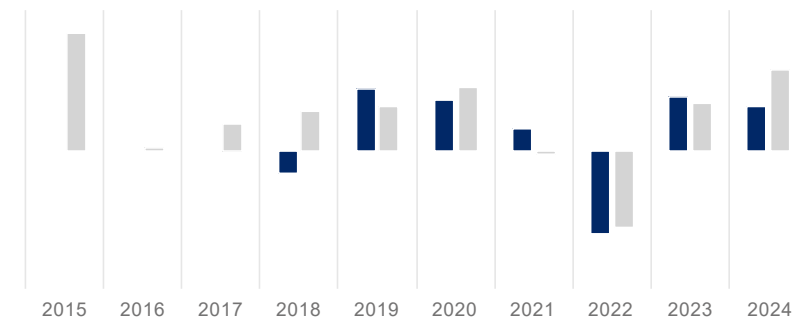
Trailing Returns %

	YTD	1 Mth	3 Mth	6 Mth	1 Yr	3 Yr	5 Yr	10 Yr	S. Incep*
Fund	0.1	-0.7	-1.5	1.0	7.1	3.5	2.5	-	2.1
Benchmark	0.2	-1.7	-1.7	2.2	10.2	6.0	1.8	4.1	4.2
Value Added	-0.1	0.9	0.2	-1.2	-3.1	-2.5	0.7	-	-2.1

*Simulated performance since inception on May 19, 2017

Calendar Returns %

■ Fund
■ Benchmark



Calendar Year

Fund	-	-	-	-3.3	8.8	7.1	3.1	-12.1	7.6	6.2
Benchmark	16.9	0.4	3.8	5.5	6.3	9.1	-0.5	-11.1	6.7	11.6

Investment Objective

The NBI Secure Portfolio's investment objective is to ensure a high level of current income and some medium-term capital appreciation. To do this, it invests primarily in a diverse mix of mutual funds (that may include exchange-traded funds ("ETFs")) that are fixed-income funds and equity funds.

Statistics

April 30, 2025

	Fund	Benchmark
Annualized Standard Dev	4.4%	5.0%
Fixed Income	Fund	Benchmark
YTM	4.5%	-
Credit Quality	-	-
Average Maturity	-	-

Risk Rating

April 30, 2025

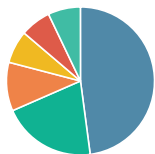
Low	Medium	High
-----	--------	------

The chart above shows the volatility level of the fund (based on standard deviation of the fund's total returns since inception).

Portfolio Allocations

April 30, 2025

Asset Allocations



Bonds - Domestic	47.9%
Bonds - Foreign	20.5%
Equity - International	10.6%
Equity - United States	7.1%
Equity - Canada	6.7%
Others	7.1%

Sector Allocations

Defensive	77.2%
Fixed Income	70.2%
Cash & Equivalent	4.4%
Health Care	1.3%
Consumer Goods	1.1%
Utilities	0.2%
Sensitive	9.2%
Technology	4.0%
Consumer Services	1.6%
Industrial Services	1.6%
Industrial Goods	1.0%
Energy	0.7%
Telecommunication	0.3%
Other	8.2%
Mutual Fund	4.5%
Exchange Traded Fund	3.7%
Other	0.1%
Cyclical	5.3%
Financial Services	3.8%
Basic Material	0.8%
Real Estate	0.8%

Top Holdings

Top Holdings	% Assets
NBI Sustainable Canadian Bond ETF (NSCB)	18.58%
NBI Bond Fund Investor Series	16.18%
NBI Corporate Bond Fund Investor Series	12.10%
NBI Unconstrained Fixed Income Fund Adv Ser / DSC	10.28%
NBI Tactical Asset Allocation Fund Series O	10.03%
NBI Global Tactical Bond Fund Investor Series	9.98%
Purpose Structured Equity Yield Portfolio II	4.46%
NBI High Yield Bond Fund Investor Series	3.58%
NBI U.S. Equity Private Portfolio Series O	3.37%
NBI Diversified Emerging Markets Equity Fund Inv	1.49%
Total percentage of top 10 holdings	90.05%
Total number of holdings	22

