

NEI Money Market Fund Series A (NWT140)

Benchmark 91 Day Canada T-Bill

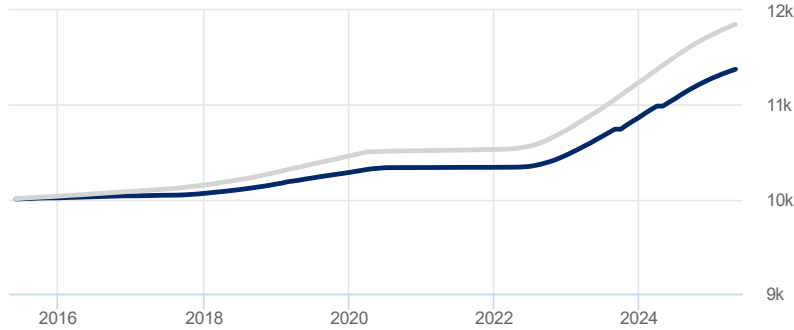
Printed on May 29, 2025

Performance Analysis

April 30, 2025

Growth of \$10,000

— Fund
— Benchmark



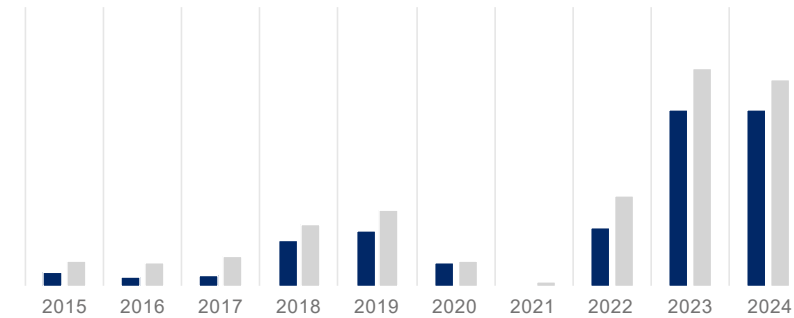
Trailing Returns %

	YTD	1 Mth	3 Mth	6 Mth	1 Yr	3 Yr	5 Yr	10 Yr	S. Incep*
Fund	0.9	0.2	0.6	1.4	3.5	3.2	2.0	1.3	1.5
Benchmark	1.0	0.2	0.7	1.5	3.8	4.0	2.4	1.7	5.3
Value Added	-0.1	0.0	-0.1	-0.1	-0.2	-0.8	-0.5	-0.4	-3.8

*Simulated performance since inception on October 6, 2000

Calendar Returns %

■ Fund
■ Benchmark



Fund	0.3	0.2	0.3	1.0	1.2	0.5	0.0	1.3	3.8	3.8
Benchmark	0.5	0.5	0.7	1.3	1.7	0.6	0.1	2.0	4.7	4.5

Investment Objective

The objective of the Fund is to conserve capital while maintaining liquidity and achieving regular income. For that purpose, the Fund's assets are primarily invested in short-term money market instruments such as commercial paper and bankers' acceptances issued and guaranteed by major Canadian corporations and all financial institutions, including Canadian chartered banks, trust companies and savings and credit unions.

Statistics

April 30, 2025

	Fund	Benchmark
Annualized Standard Dev	0.2%	0.2%
Fixed Income	Fund	Benchmark
YTM	2.7%	-
Credit Quality	-	-
Average Maturity	-	-

Risk Rating

April 30, 2025

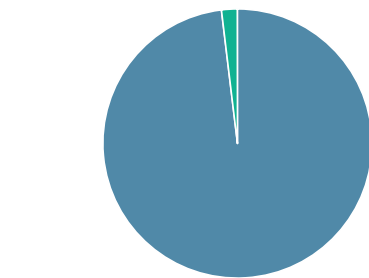
Low	Medium	High
-----	--------	------

The chart above shows the volatility level of the fund (based on standard deviation of the fund's total returns since inception).

Portfolio Allocations

March 31, 2025

Asset Allocations



● Cash & Equivalent 98.1%
● Bonds - Domestic 1.9%

Sector Allocations

Defensive	100.0%
Cash & Equivalent	98.1%
Fixed Income	1.9%

Top Holdings

Top Holdings	% Assets
Canada Government 09-Apr-2025	13.07%
Canada Housing Trust No 1 0.95% 15-Jun-2025	9.48%
North West Redwater Partnership, notes	5.70%
BCI QuadReal Realty 29-Apr-2025	5.22%
Zeus Receivables Trust 22-Jul-2025	4.71%
Prime Trust 22-Apr-2025	3.80%
Daimler Truck Finance Canada, notes	3.80%
Canadian Dollar	3.77%
National Bank of Canada 20-Oct-2025	3.33%
Toronto-Dominion Bank 2.67% 09-Sep-2025	3.31%
Total percentage of top 10 holdings	56.19%
Total number of holdings	32