

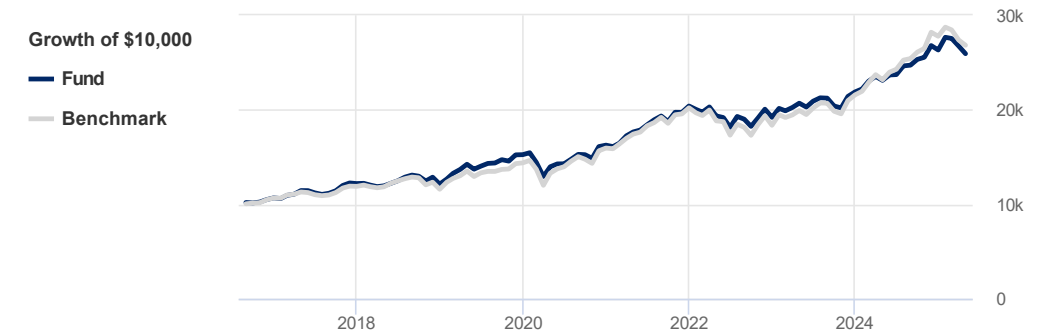
Scotia Wealth North American Dividend Pool - K (PIN6700)

Benchmark Funddata North American Equity Index

Printed on May 12, 2025

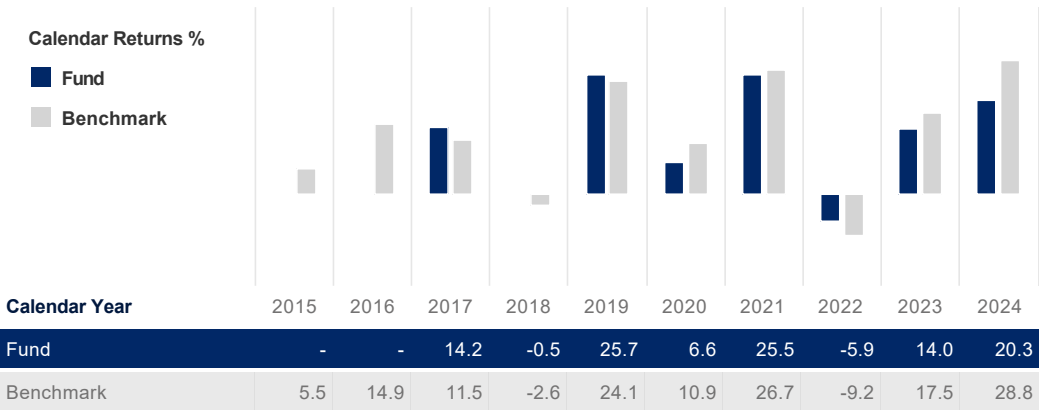
Performance Analysis

April 30, 2025



Trailing Returns %	YTD	1 Mth	3 Mth	6 Mth	1 Yr	3 Yr	5 Yr	10 Yr	S. Incep*
Fund	-1.5	-3.0	-6.3	1.5	12.2	10.2	13.2	-	11.6
Benchmark	-3.4	-2.0	-6.7	1.3	15.7	12.5	15.1	11.2	7.5
Value Added	1.9	-1.0	0.4	0.2	-3.5	-2.3	-1.9	-	4.1

*Simulated performance since inception on July 13, 2016



Investment Objective

The fund's objective is to earn dividend income while providing long-term capital appreciation. It invests primarily in companies located in Canada and the United States.

Statistics

April 30, 2025

	Fund	Benchmark
Annualized Standard Dev	9.7%	10.2%
Fixed Income	Fund	Benchmark
YTM	-	-
Credit Quality	-	-
Average Maturity	-	-

Risk Rating

April 30, 2025

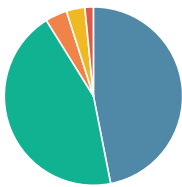
Low	Medium	High
-----	--------	------

The chart above shows the volatility level of the fund (based on standard deviation of the fund's total returns since inception).

Portfolio Allocations

March 31, 2025

Asset Allocations



Equity - Canada	46.9%
Equity - United States	44.2%
Cash & Equivalent	4.0%
Equity - International	3.4%
Income Unit Trust	1.5%

Sector Allocations

Sensitive	53.9%
Technology	12.6%
Consumer Services	12.0%
Energy	9.7%
Industrial Goods	9.1%
Industrial Services	6.7%
Telecommunication	3.7%
Cyclical	30.6%
Financial Services	19.1%
Basic Material	9.9%
Real Estate	1.5%
Defensive	15.6%
Health Care	7.5%
Cash & Equivalent	4.0%
Consumer Goods	2.6%
Utilities	1.5%

Top Holdings

Top Holdings	% Assets
Royal Bank of Canada - Common	3.92%
CANADIAN DOLLAR	3.90%
Franco-Nevada Corp - Common	3.43%
Canadian Natural Resources Ltd - Common	2.98%
Microsoft Corp - Common	2.81%
Toronto-Dominion Bank - Common	2.67%
Enbridge Inc - Common	2.55%
Visa Inc - Common Cl A	2.54%
Canadian National Railway Co - Common	2.52%
Roper Technologies Inc - Common	2.29%
Total percentage of top 10 holdings	29.61%
Total number of holdings	52