

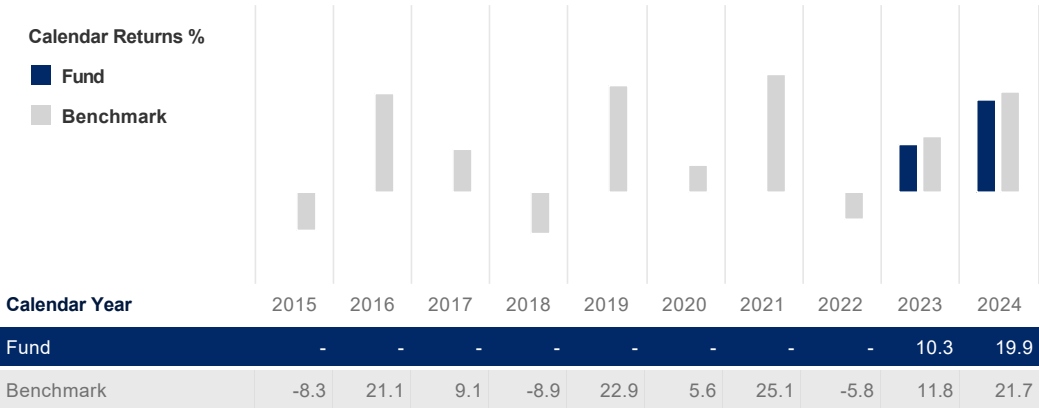
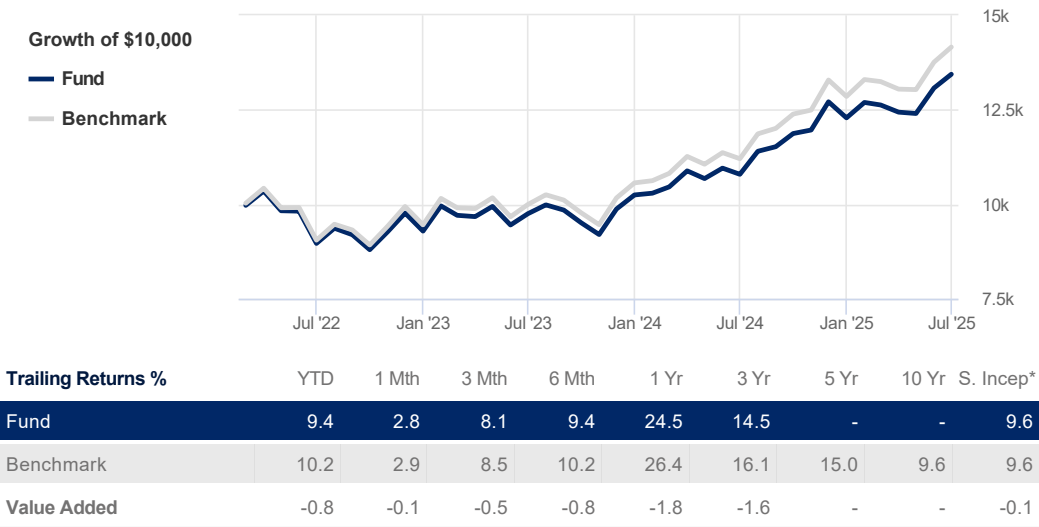
# RBC Canadian Equity Index ETF Fund A (RBF1142)

Benchmark S&P/TSX Composite Index TR

Printed on August 10, 2025

## Performance Analysis

June 30, 2025



## Investment Objective

> To track the performance of a generally recognized Canadian equity market index. > To provide long-term capital growth. The fund invests primarily in equity securities in substantially the same proportion as its benchmark index, either directly or indirectly through investment in other mutual funds. We will not change the fundamental investment objectives of the fund unless we have the consent of a majority of the voting unitholders of the fund to do so.

## Statistics

June 30, 2025

	Fund	Benchmark
Annualized Standard Dev	10.5%	10.6%
Fixed Income	Fund	Benchmark
YTM	-	-
Credit Quality	-	-
Average Maturity	-	-

## Risk Rating

June 30, 2025

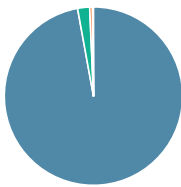
Low	Medium	High
-----	--------	------

The chart above shows the volatility level of the fund (based on standard deviation of the fund's total returns since inception).

## Portfolio Allocations

December 31, 2024

### Asset Allocations



Equity - Canada	97.2%
Income Unit Trust	2.2%
Cash & Equivalent	0.5%
Equity - International	0.1%
Equity - United States	0.1%

### Sector Allocations

<b>Cyclical</b>	<b>51.4%</b>
Financial Services	33.1%
Basic Material	14.6%
Real Estate	3.8%
<b>Sensitive</b>	<b>43.3%</b>
Energy	14.7%
Technology	9.6%
Industrial Services	9.1%
Consumer Services	6.3%
Telecommunication	2.2%
Industrial Goods	1.3%
<b>Defensive</b>	<b>5.3%</b>
Utilities	3.3%
Consumer Goods	1.2%
Cash & Equivalent	0.5%
Health Care	0.2%

### Top Holdings

Top Holdings	% Assets
iShares Core S&P/TSX Capped Composit Idx ETF (XIC)	99.23%
Bank of Montreal TD 3.200% Jan 02, 2025	0.60%
Canadian Dollar	0.17%
<b>Total percentage of top 10 holdings</b>	<b>100.00%</b>
<b>Total number of holdings</b>	<b>3</b>