

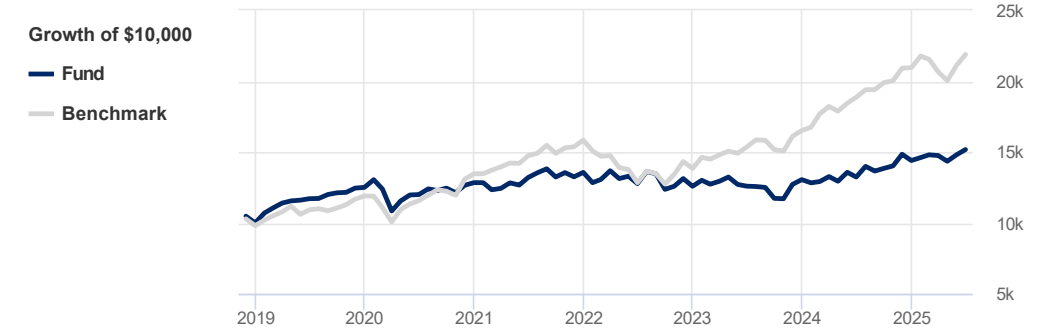
Starlight Global Infrastructure Fund Series A (SLC102)

Benchmark Dow Jones Global TR Index (C\$)

Printed on July 22, 2025

Performance Analysis

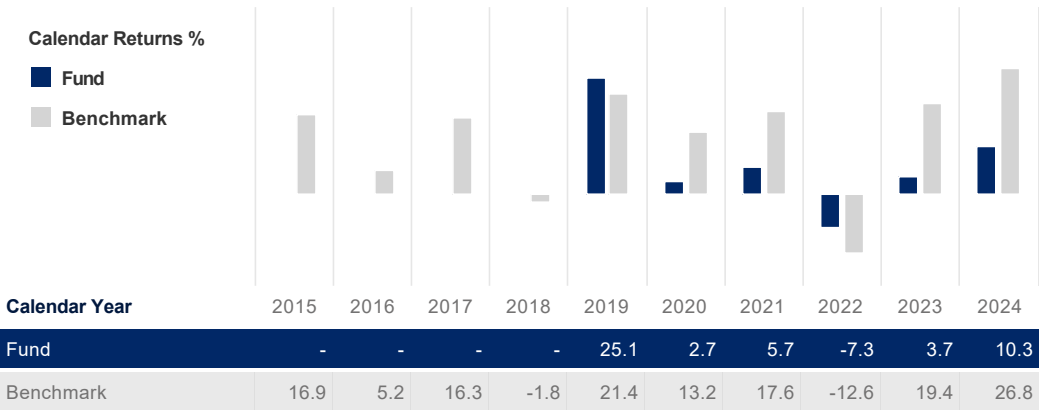
June 30, 2025



Trailing Returns %

	YTD	1 Mth	3 Mth	6 Mth	1 Yr	3 Yr	5 Yr	10 Yr	S. Incep*
Fund	5.4	2.5	2.9	5.4	14.7	5.9	4.8	-	5.9
Benchmark	4.4	3.6	6.0	4.4	16.0	19.5	13.6	10.9	8.7
Value Added	1.0	-1.1	-3.1	1.0	-1.3	-13.5	-8.8	-	-2.7

*Simulated performance since inception on October 2, 2018



Investment Objective

The Fund's investment objective is to provide regular current income by investing globally in companies with either direct or indirect exposure to infrastructure. We will not make a change to the Fund's fundamental investment objective without first convening a meeting of the Fund's Unitholders for that purpose. No change will be made unless approved by a majority of the votes cast at that meeting.

Statistics

June 30, 2025

	Fund	Benchmark
Annualized Standard Dev	10.2%	10.4%
Fixed Income	Fund	Benchmark
YTM	-	-
Credit Quality	-	-
Average Maturity	-	-

Risk Rating

June 30, 2025

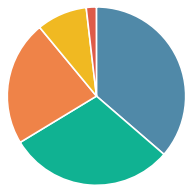
Low	Medium	High
-----	--------	------

The chart above shows the volatility level of the fund (based on standard deviation of the fund's total returns since inception).

Portfolio Allocations

March 31, 2025

Asset Allocations



Equity - United States	36.3%
Equity - International	30.0%
Equity - Canada	22.7%
Other	9.2%
Cash & Equivalent	1.8%

Sector Allocations

Sensitive	37.8%
Energy	17.1%
Industrial Services	10.1%
Telecommunication	5.0%
Industrial Goods	3.2%
Technology	2.4%
Defensive	28.2%
Utilities	26.4%
Cash & Equivalent	1.8%
Other	17.4%
Mutual Fund	11.6%
Other	5.8%
Cyclical	16.6%
Real Estate	10.4%
Financial Services	6.2%

Top Holdings

Top Holdings	% Assets
UB VENTURES I LP CLASS A	8.35%
Starlight Private Global Infrastructure Pool Ser A	5.78%
RWE AG - Common	4.23%
Nextera Energy Inc - Common	3.46%
Bloom Energy Corp - Common CI A	3.20%
Helios Towers PLC - Common	3.11%
Northland Power Inc - Common	3.07%
Veolia Environnement SA - Common	3.06%
SECURE WASTE INFRASTRUCTURE CORP	2.91%
Cellnex Telecom SA - Common	2.65%
Total percentage of top 10 holdings	39.82%
Total number of holdings	39