

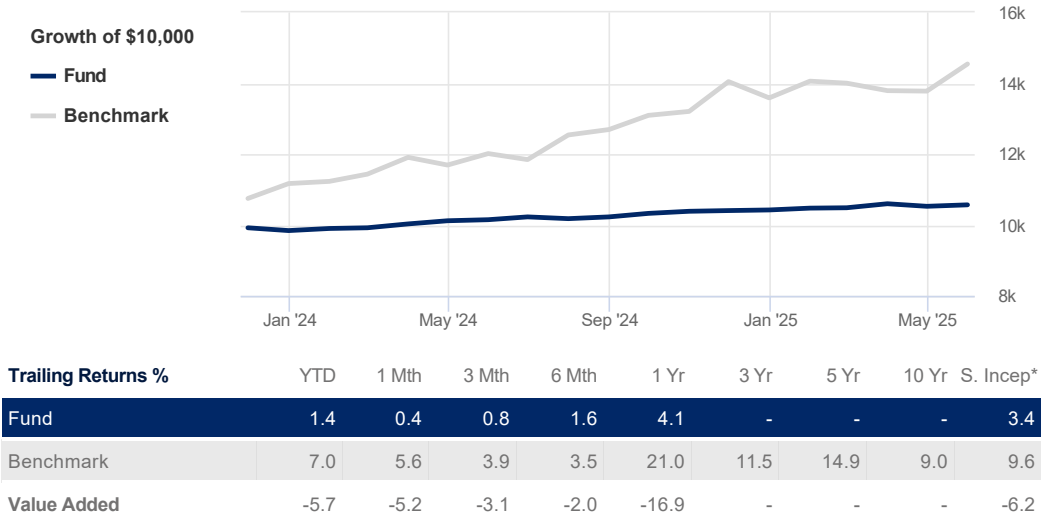
TD Alternative Long/Short Commodities Pool - O Ser (TDB2530)

Benchmark S&P/TSX Composite Index TR

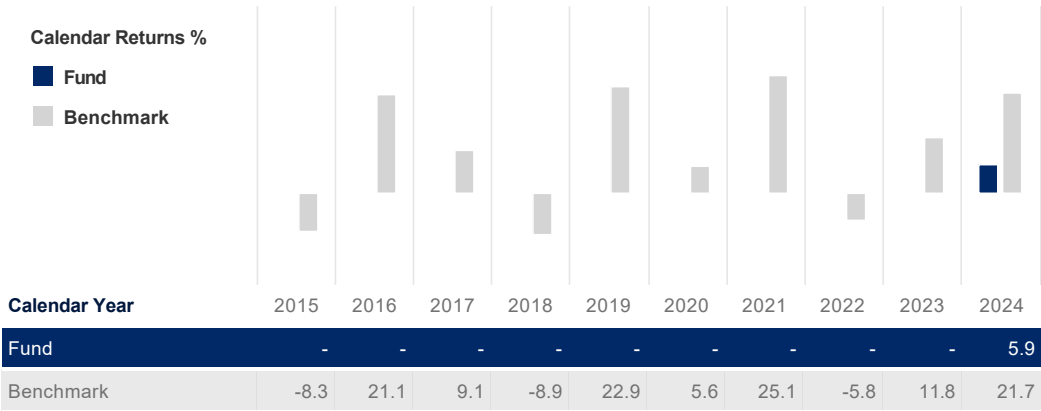
Printed on July 5, 2025

Performance Analysis

May 31, 2025

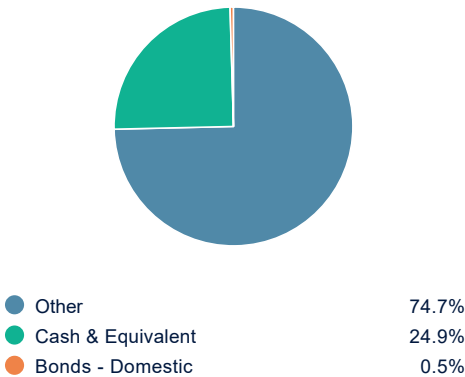


*Simulated performance since inception on September 26, 2023



Portfolio Allocations

Asset Allocations



Sector Allocations

Other	74.7%
Other	74.7%
Defensive	25.4%
Cash & Equivalent	24.9%
Fixed Income	0.5%

Investment Objective

The fundamental investment objective is to seek to generate capital growth with low correlation to equity and fixed income markets over the long term by investing primarily in long and short commodity-linked derivative instruments.

Statistics

May 31, 2025

	Fund	Benchmark
Annualized Standard Dev	1.8%	11.1%
Fixed Income	Fund	Benchmark
YTM	2.6%	-
Credit Quality	-	-
Average Maturity	-	-

Risk Rating

May 31, 2025

Low	Medium	High
-----	--------	------

The chart above shows the volatility level of the fund (based on standard deviation of the fund's total returns since inception).