

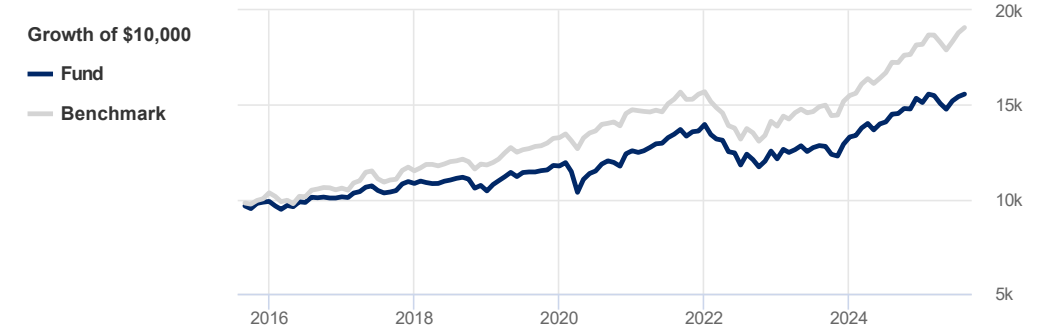
TD Managed Balanced Growth Portfolio Investor Ser (TDB332)

Benchmark Fundata Global Balanced Index

Printed on August 22, 2025

Performance Analysis

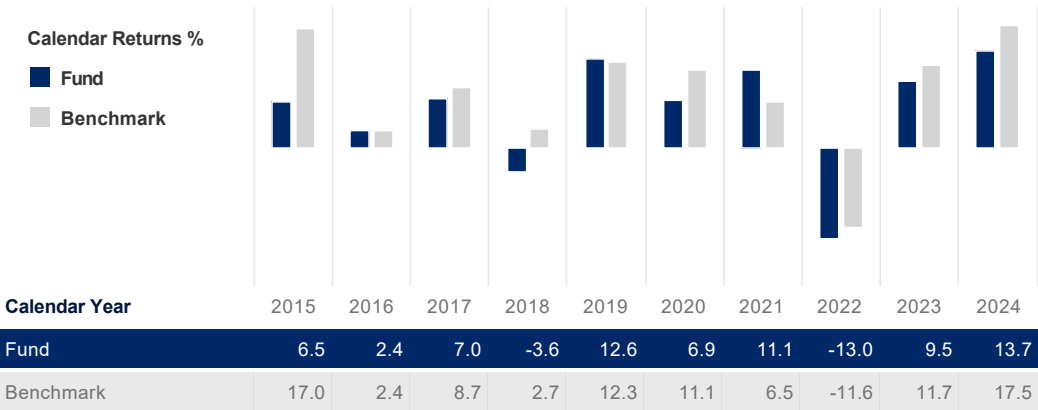
July 31, 2025



Trailing Returns %

	YTD	1 Mth	3 Mth	6 Mth	1 Yr	3 Yr	5 Yr	10 Yr	S. Incep*
Fund	2.9	0.9	5.4	0.0	7.3	7.9	5.6	4.5	4.3
Benchmark	4.9	1.5	6.6	2.1	10.7	11.6	6.5	6.7	5.9
Value Added	-1.9	-0.6	-1.2	-2.1	-3.3	-3.7	-0.9	-2.2	-1.5

*Simulated performance since inception on November 12, 1998



Investment Objective

The fundamental investment objective is to generate long-term capital growth while also providing the opportunity to earn some interest and dividend income. The Portfolio invests primarily in units of TD Mutual Funds, with an emphasis on mutual funds which focus on equities for greater potential capital growth. The Portfolio may also invest directly in guaranteed investment certificates, bonds issued by the Canadian or provincial governments and strip bonds.

Statistics

July 31, 2025

	Fund	Benchmark
Annualized Standard Dev	7.2%	6.2%
Fixed Income	Fund	Benchmark
YTM	4.4%	-
Credit Quality	-	-
Average Maturity	-	-

Risk Rating

July 31, 2025

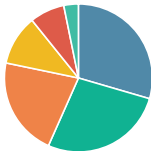
Low	Medium	High
-----	--------	------

The chart above shows the volatility level of the fund (based on standard deviation of the fund's total returns since inception).

Portfolio Allocations

December 31, 2024

Asset Allocations



Equity - United States	29.5%
Bonds - Domestic	27.1%
Equity - Canada	21.6%
Equity - International	10.9%
Bonds - Foreign	7.6%
Others	3.2%

Sector Allocations

Defensive	46.2%
Fixed Income	34.8%
Health Care	4.2%
Consumer Goods	2.8%
Cash & Equivalent	2.5%
Utilities	1.9%
Sensitive	32.6%
Technology	13.2%
Consumer Services	6.4%
Energy	4.6%
Industrial Services	3.6%
Industrial Goods	3.3%
Telecommunication	1.5%
Cyclical	20.7%
Financial Services	16.7%
Basic Material	2.5%
Real Estate	1.5%
Other	0.5%
Exchange Traded Fund	0.2%
Mutual Fund	0.2%
Other	0.0%

Top Holdings

Top Holdings	% Assets
TD Canadian Core Plus Bond Fund - Investor Series	28.68%
TD Canadian Equity Fund - Inv	11.35%
TD U.S. Dividend Growth Fund - O Series	9.26%
TD Opportunities Pool	9.20%
TD Dividend Growth Fund - Investor Series	9.05%
TD U.S. Capital Reinvestment Fund Investor Series	6.10%
TD U.S. Large-Cap Value Fund - Advisor Series	5.84%
TD Global Capital Reinvestment Fund - Inv	5.58%
TD International Equity Focused Fund - O	4.72%
TD High Yield Bond Fund Investor Series	3.23%
Total percentage of top 10 holdings	93.01%
Total number of holdings	15

