

TD Resource Fund - Inv (TDB644)

Printed on May 14, 2025

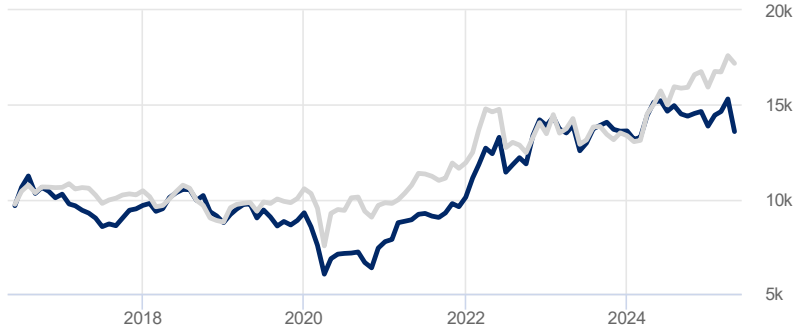
Benchmark Fundata Natural Resources Index

Performance Analysis

April 30, 2025

Growth of \$10,000

— Fund
— Benchmark



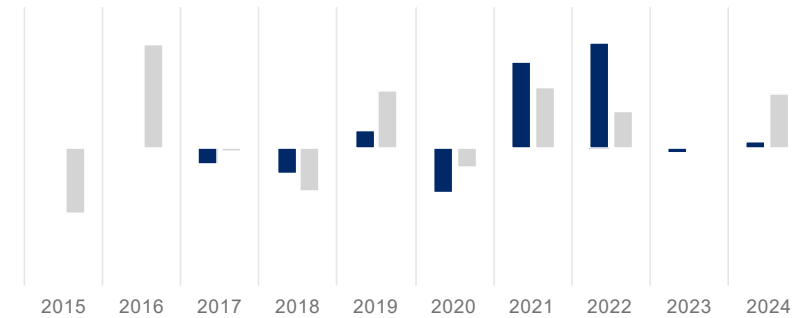
Trailing Returns %

	YTD	1 Mth	3 Mth	6 Mth	1 Yr	3 Yr	5 Yr	10 Yr	S. Incep*
Fund	-2.1	-11.3	-6.0	-6.6	-10.3	3.1	14.7	-	3.8
Benchmark	7.9	-2.3	2.6	3.6	14.4	5.5	13.2	4.7	5.5
Value Added	-10.0	-9.0	-8.6	-10.2	-24.7	-2.5	1.5	-	-1.7

*Simulated performance since inception on January 4, 1994

Calendar Returns %

■ Fund
■ Benchmark



Calendar Year

Fund	-	-	-5.8	-9.4	6.0	-16.5	30.3	37.5	-2.0	1.9
Benchmark	-23.8	36.7	-1.7	-15.9	20.1	-7.0	21.6	12.9	-0.8	19.2

Investment Objective

The fundamental investment objective is to seek to achieve long-term capital growth by investing primarily in equity securities of issuers involved in resource and resource-related industries. The fundamental investment objective may only be changed with the approval of a majority of unitholders, given at a meeting called for that purpose.

Statistics

April 30, 2025

	Fund	Benchmark
Annualized Standard Dev	15.4%	13.6%
Fixed Income	Fund	Benchmark
YTM	-	-
Credit Quality	-	-
Average Maturity	-	-

Risk Rating

April 30, 2025

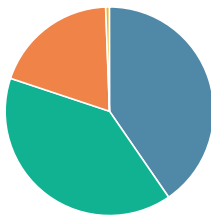
Low	Medium	High
-----	--------	------

The chart above shows the volatility level of the fund (based on standard deviation of the fund's total returns since inception).

Portfolio Allocations

December 31, 2024

Asset Allocations



Equity - United States	40.4%
Equity - International	39.7%
Equity - Canada	19.3%
Cash & Equivalent	0.6%

Sector Allocations

Sensitive	63.3%
Energy	63.3%
Cyclical	36.1%
Basic Material	36.1%
Defensive	0.6%
Cash & Equivalent	0.6%
Other	0.0%
Other	0.0%

Top Holdings

Top Holdings	% Assets
Chevron Corp - Common	10.58%
Exxon Mobil Corp - Common	10.23%
Shell PLC - Common	9.64%
ConocoPhillips - Common	6.59%
TotalEnergies SE - Common	6.37%
BHP Group Ltd - Common	6.19%
EOG Resources Inc - Common	5.00%
BP PLC - Common	4.60%
Canadian Natural Resources Ltd - Common	4.49%
Freeport-McMoRan Inc - Common	3.88%
Total percentage of top 10 holdings	67.57%
Total number of holdings	31