

TD Balanced Index Fund - Inv (TDB965)

Printed on July 16, 2025

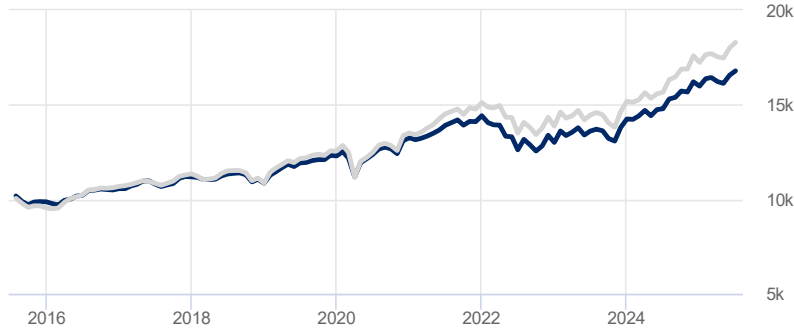
Benchmark Fundata Canadian Balanced Index

Performance Analysis

June 30, 2025

Growth of \$10,000

— Fund
— Benchmark



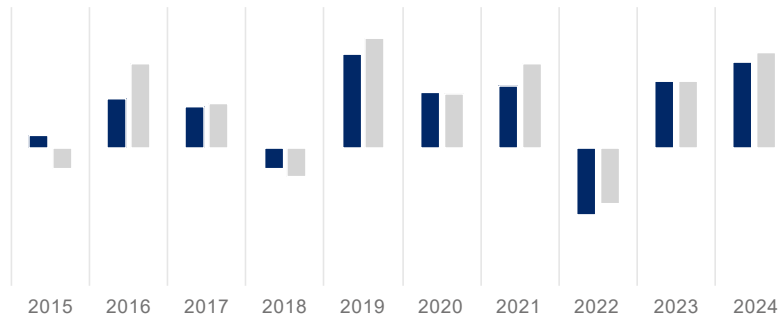
Trailing Returns %

	YTD	1 Mth	3 Mth	6 Mth	1 Yr	3 Yr	5 Yr	10 Yr	S. Incep*
Fund	5.1	1.4	3.5	5.1	13.6	10.0	6.3	5.3	5.1
Benchmark	6.2	1.6	4.3	6.2	16.8	10.7	8.0	6.2	6.7
Value Added	-1.1	-0.2	-0.9	-1.1	-3.2	-0.7	-1.6	-0.9	-1.6

*Simulated performance since inception on June 29, 1998

Calendar Returns %

■ Fund
■ Benchmark



Calendar Year

Fund	1.7	7.1	5.9	-3.0	13.3	7.8	8.8	-9.8	9.5	12.2
Benchmark	-3.0	12.0	6.2	-4.3	15.6	7.6	11.9	-8.2	9.4	13.5

Investment Objective

The fundamental investment objective is to maximize long-term growth while seeking to preserve capital by investing in a balanced portfolio of equities, bonds and short-term instruments, primarily Canadian, but also including U.S. and international securities. The fundamental investment objective may only be changed with the approval of a majority of unitholders, given at a meeting called for that purpose.

Statistics

June 30, 2025

	Fund	Benchmark
Annualized Standard Dev	6.2%	7.0%
Fixed Income	Fund	Benchmark
YTM	3.5%	-
Credit Quality	-	-
Average Maturity	-	-

Risk Rating

June 30, 2025

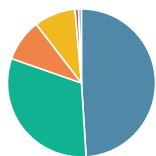
Low	Medium	High
-----	--------	------

The chart above shows the volatility level of the fund (based on standard deviation of the fund's total returns since inception).

Portfolio Allocations

December 31, 2024

Asset Allocations



Bonds - Domestic	49.0%
Equity - Canada	31.4%
Equity - International	9.2%
Equity - United States	9.1%
Cash & Equivalent	0.8%
Others	0.6%

Sector Allocations

Defensive	55.5%
Fixed Income	49.0%
Consumer Goods	2.3%
Health Care	1.9%
Utilities	1.5%
Cash & Equivalent	0.8%
Sensitive	23.1%
Technology	7.6%
Energy	5.3%
Industrial Services	3.8%
Consumer Services	3.3%
Industrial Goods	1.9%
Telecommunication	1.2%
Cyclical	21.3%
Financial Services	14.0%
Basic Material	5.5%
Real Estate	1.8%
Other	0.1%
Mutual Fund	0.0%
Other	0.0%

Top Holdings

Top Holdings	% Assets
TD Canadian Bond Index Fund - Inv	48.26%
TD Canadian Index Fund - Inv	31.84%
TD U.S. Index Fund - O Series	9.02%
TD International Index Fund - Inv	8.89%
TD Short Term Bond Fund - Investor Series	1.97%
Cash and Cash Equivalents	0.02%
Total percentage of top 10 holdings	100.00%
Total number of holdings	6