

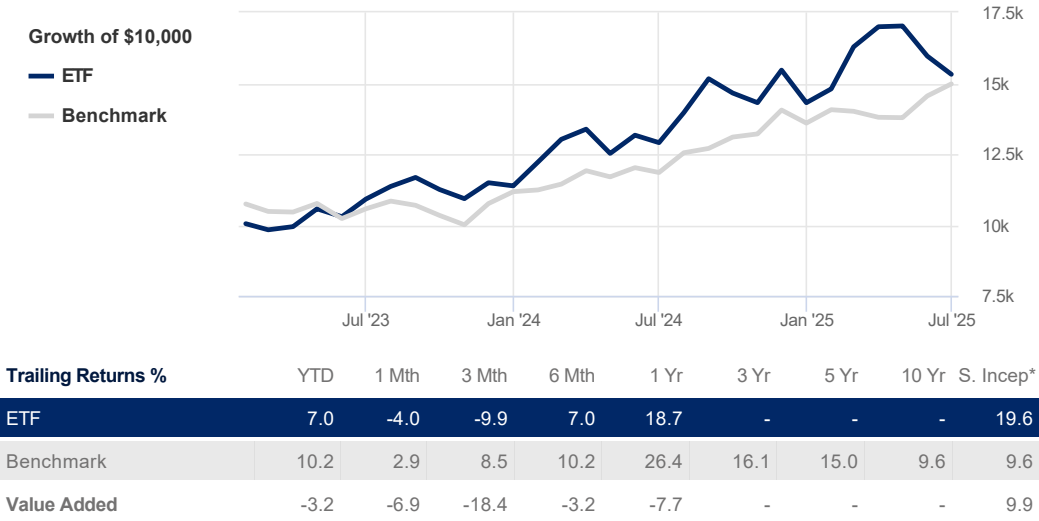
Berkshire Hathaway (BRK) Yield Shares Purpose ETF (NEOE:BRKY)

Benchmark S&P/TSX Composite Index TR

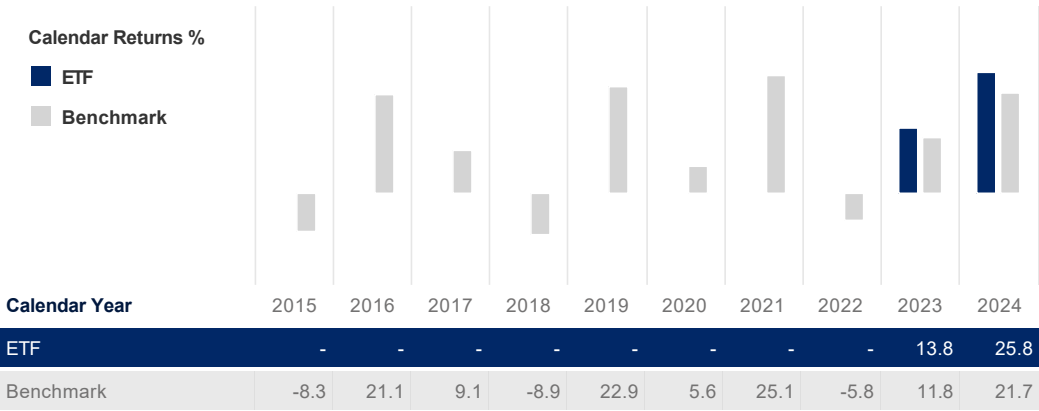
Printed on July 16, 2025

Performance Analysis

June 30, 2025



*Simulated performance since inception on December 19, 2022



Investment Objective

The Berkshire Hathaway (BRK) Yield Shares seeks to provide the Unitholders with (i) long-term capital appreciation through purchasing and holding Class A common stock and/or Class B common stock of Berkshire Hathaway Inc. ("Berkshire Hathaway"), including by using leverage (not to exceed the limits on use of leverage described under "Investment Strategies") through cash borrowing to purchase Class A common stock and/or Class B common stock of Berkshire Hathaway

Statistics

June 30, 2025

	ETF	Benchmark
Annualized Standard Dev	21.7%	10.6%
Fixed Income	ETF	Benchmark
YTM	-	-
Credit Quality	-	-
Average Maturity	-	-

Risk Rating

June 30, 2025

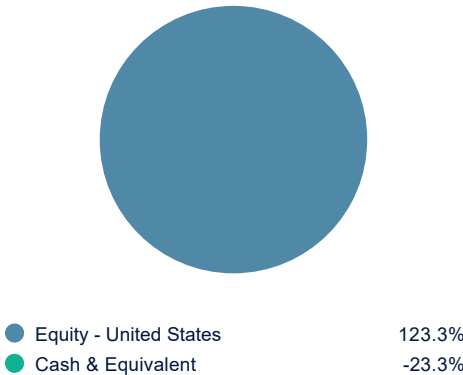
Low	Low to Medium	Medium	Medium to High	High
-----	---------------	--------	----------------	------

The chart above shows the volatility level of the ETF (based on standard deviation of the ETF's total returns since inception).

Portfolio Allocations

April 30, 2025

Asset Allocations



Sector Allocations

Cyclical	123.5%
Financial Services	123.5%
Other	-0.1%
Other	-0.1%
Defensive	-23.3%
Cash & Equivalent	-23.3%

Top Holdings

Top Holdings	% Assets
Berkshire Hathaway Inc - Common Cl B	121.80%
Canadian Dollar	0.60%
Cash and Cash Equivalents	0.28%
United States Dollar	-0.21%
BRK/B US	-0.60%
National Leverage	-21.86%
Total percentage of top 10 holdings	100.01%
Total number of holdings	6