

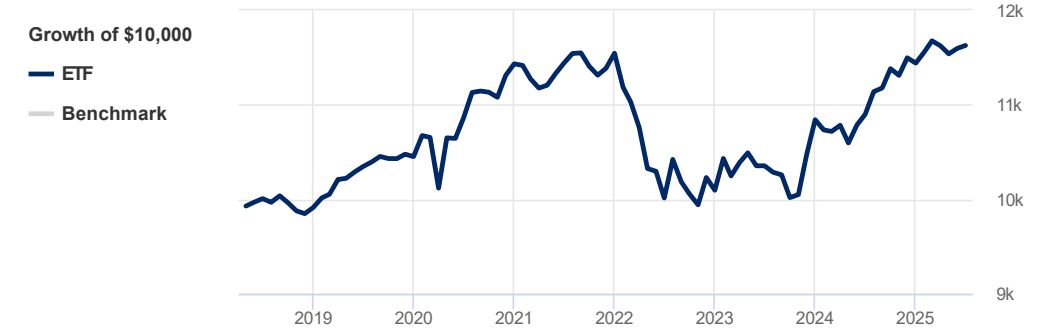
Evolve Active Core Fixed Income Fund (NEOE:FIXD)

Benchmark -

Printed on August 2, 2025

Performance Analysis

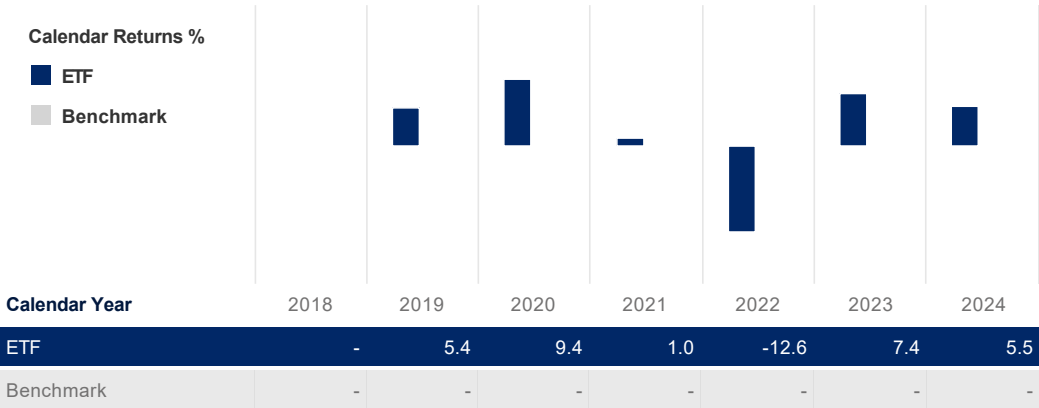
June 30, 2025



Trailing Returns %

	YTD	1 Mth	3 Mth	6 Mth	1 Yr	3 Yr	5 Yr	10 Yr	S. Incep*
ETF	1.6	0.3	0.0	1.6	6.7	5.1	1.4	-	2.1
Benchmark	-	-	-	-	-	-	-	-	-
Value Added	-	-	-	-	-	-	-	-	-

*Simulated performance since inception on March 29, 2018



Investment Objective

Foyston, Gordon & Payne Inc. is retained as sub-advisor. Actively managed with the objective to provide a stable rate of return, through income, and capital appreciation. FIXD seeks to invest primarily in domestic and international high quality fixed income securities and to a lesser extent, adding yield or enhancing returns on the portfolio by investing in international fixed income securities, emerging market debt, preferred shares, convertible bonds and non-investment grade bonds.

Statistics

June 30, 2025

	ETF	Benchmark
Annualized Standard Dev	3.5%	-
Fixed Income	ETF	Benchmark
YTM	4.4%	-
Credit Quality	-	-
Average Maturity	-	-

Risk Rating

June 30, 2025

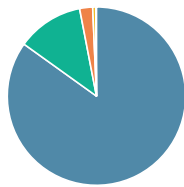
Low	Low to Medium	Medium	Medium to High	High
-----	---------------	--------	----------------	------

The chart above shows the volatility level of the ETF (based on standard deviation of the ETF's total returns since inception).

Portfolio Allocations

December 31, 2024

Asset Allocations



Bonds - Domestic	84.9%
Bonds - Foreign	12.1%
Cash & Equivalent	2.4%
Other	0.6%
Equity - International	0.1%

Sector Allocations

Defensive	99.9%
Fixed Income	97.6%
Cash & Equivalent	2.4%
Sensitive	0.1%
Industrial Services	0.1%

Top Holdings

Top Holdings	% Assets
Evolve Active Global Fixed Income Fund ETF (EARN)	10.72%
Quebec Province 4.40% 01-Dec-2055	5.68%
Canada Government 3.50% 01-Mar-2034	4.63%
Canada Government 3.50% 01-Mar-2028	4.33%
Royal Office Finance LP 5.21% 12-Nov-2032	4.00%
55 School Board Trust 5.90% 02-Jun-2033	3.29%
Hospital for Sick Children 5.22% 16-Dec-2049	3.15%
Hydro-Quebec 6.00% 15-Feb-2040	2.84%
TransCanada Trust 4.65% 18-May-2027	2.60%
Canada Government 0.25% 01-Mar-2026	2.58%
Total percentage of top 10 holdings	43.82%
Total number of holdings	75