

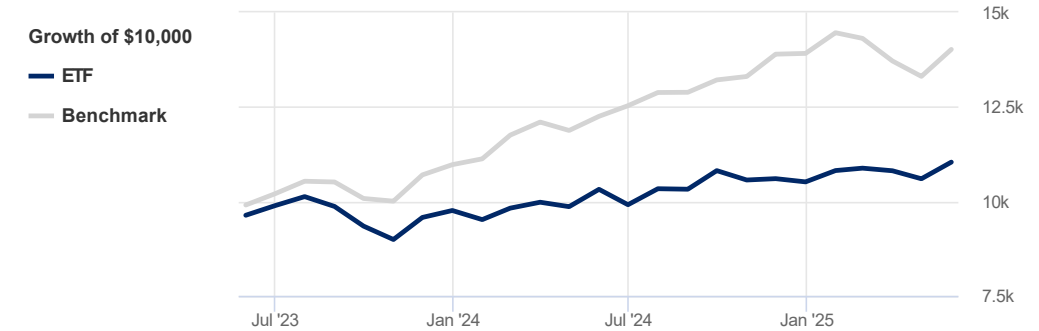
# Mackenzie Corporate Knights Global 100 Index ETF (NEOE:MCKG)

Benchmark Dow Jones Global TR Index (C\$)

Printed on June 29, 2025

## Performance Analysis

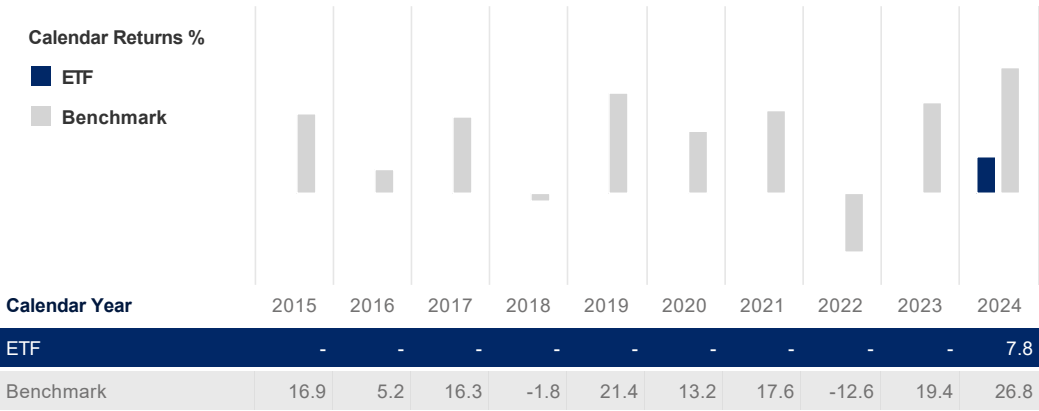
May 31, 2025



### Trailing Returns %

	YTD	1 Mth	3 Mth	6 Mth	1 Yr	3 Yr	5 Yr	10 Yr	S. Incep*
ETF	5.0	4.2	1.5	4.1	7.0	-	-	-	4.7
Benchmark	0.8	5.4	-2.0	0.9	14.5	15.3	13.2	10.3	8.6
Value Added	4.2	-1.2	3.5	3.2	-7.5	-	-	-	-3.9

\*Simulated performance since inception on April 18, 2023



## Investment Objective

The Fund seeks to provide capital growth over the longer term by investing primarily in equity securities issued by companies anywhere in the world. The Fund will invest primarily all of its assets in a manner that tracks the Corporate Knights Global 100 Index (the "Index"), or a substantially similar index. The constituent securities of the Index primarily include equity securities selected based on an evaluation of sustainability characteristics using criteria set out by Corporate Knights.

## Statistics

May 31, 2025

	ETF	Benchmark
Annualized Standard Dev	9.8%	10.2%
<b>Fixed Income</b>	<b>ETF</b>	<b>Benchmark</b>
YTM	-	-
Credit Quality	-	-
Average Maturity	-	-

## Risk Rating

May 31, 2025

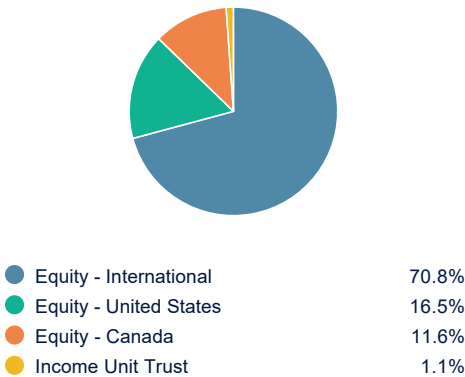
Low	Low to Medium	Medium	Medium to High	High

The chart above shows the volatility level of the ETF (based on standard deviation of the ETF's total returns since inception).

## Portfolio Allocations

September 30, 2024

### Asset Allocations



### Sector Allocations

<b>Cyclical</b>	<b>37.1%</b>
Financial Services	16.3%
Basic Material	11.5%
Real Estate	9.4%
<b>Sensitive</b>	<b>33.4%</b>
Technology	11.2%
Telecommunication	8.7%
Industrial Goods	5.9%
Energy	4.6%
Consumer Services	2.0%
Industrial Services	1.0%
<b>Defensive</b>	<b>29.0%</b>
Consumer Goods	15.5%
Health Care	7.2%
Utilities	6.3%
<b>Other</b>	<b>0.5%</b>
Other	0.5%

### Top Holdings

Top Holdings	% Assets
Novozymes A/S - Common Cl B	2.44%
Alstom SA - Common	1.60%
First Solar Inc - Common	1.51%
KB Financial Group Inc - Common	1.48%
UniCredit SpA - Common	1.47%
Beazley PLC - Common	1.47%
Trane Technologies PLC - Common	1.43%
Commerzbank AG - Common	1.43%
Intesa Sanpaolo SpA - Common	1.35%
Zhuzhou CRRC Times Electric Co Ltd - Common Cl H	1.34%
<b>Total percentage of top 10 holdings</b>	<b>15.52%</b>
<b>Total number of holdings</b>	<b>96</b>