

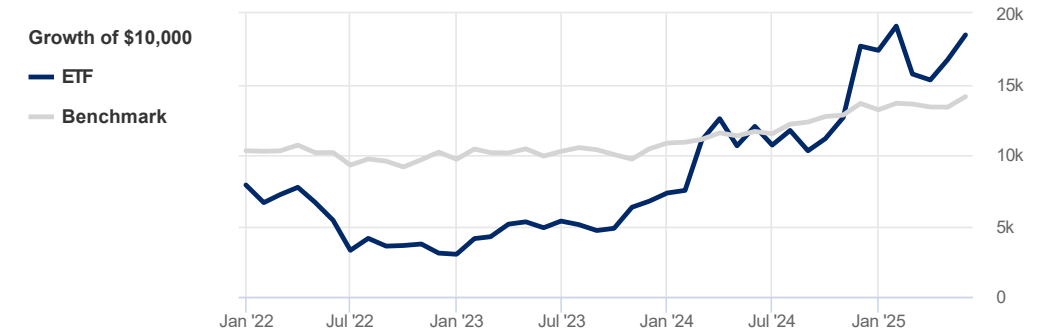
Purpose Bitcoin ETF (XTSE:BTCC.J)

Benchmark S&P/TSX Composite Index TR

Printed on July 7, 2025

Performance Analysis

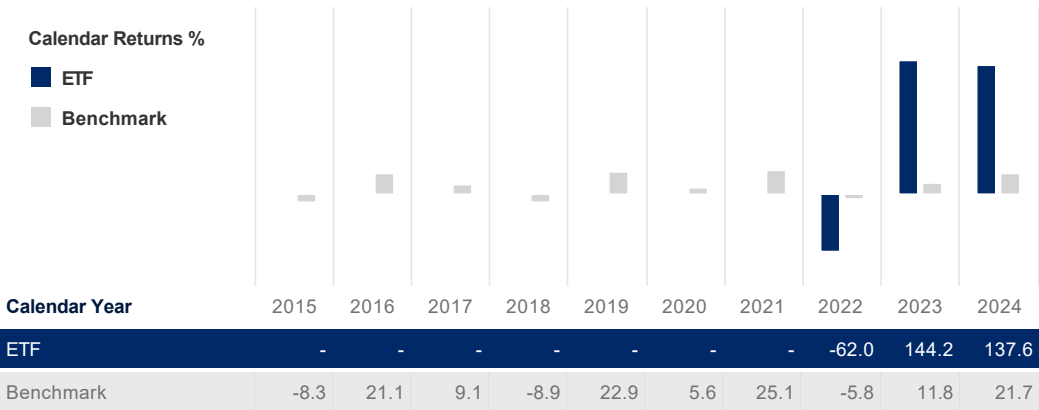
May 31, 2025



Trailing Returns %

	YTD	1 Mth	3 Mth	6 Mth	1 Yr	3 Yr	5 Yr	10 Yr	S. Incep*
ETF	6.3	10.5	17.6	4.5	53.7	50.7	-	-	14.5
Benchmark	7.0	5.6	3.9	3.5	21.0	11.5	14.9	9.0	9.6
Value Added	-0.8	4.9	13.7	0.9	32.6	39.1	-	-	4.9

*Simulated performance since inception on October 6, 2021



Investment Objective

The ETF has been created to buy and hold substantially all of its assets in long-term holdings of Bitcoin and seeks to provide unitholders with the opportunity for long-term capital appreciation

Statistics

May 31, 2025

	ETF	Benchmark
Annualized Standard Dev	52.9%	11.1%
Fixed Income	ETF	Benchmark
YTM	-	-
Credit Quality	-	-
Average Maturity	-	-

Risk Rating

May 31, 2025

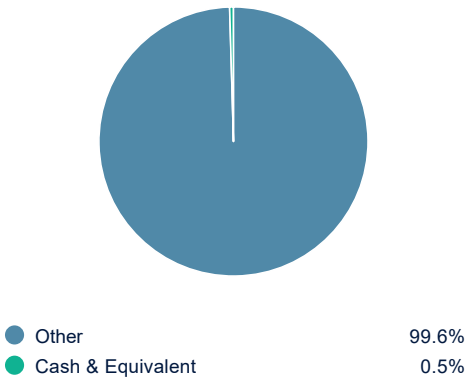
Low	Low to Medium	Medium	Medium to High	High
-----	---------------	--------	----------------	------

The chart above shows the volatility level of the ETF (based on standard deviation of the ETF's total returns since inception).

Portfolio Allocations

December 31, 2024

Asset Allocations



Sector Allocations

Other	99.6%
Other	99.6%
Defensive	0.5%
Cash & Equivalent	0.5%

Top Holdings

Top Holdings	% Assets
Bitcoin 1 XBT	99.94%
Cash and Cash Equivalents	0.12%
United States Dollar	0.01%
Canadian Dollar	-0.06%
Total percentage of top 10 holdings	100.01%
Total number of holdings	4