

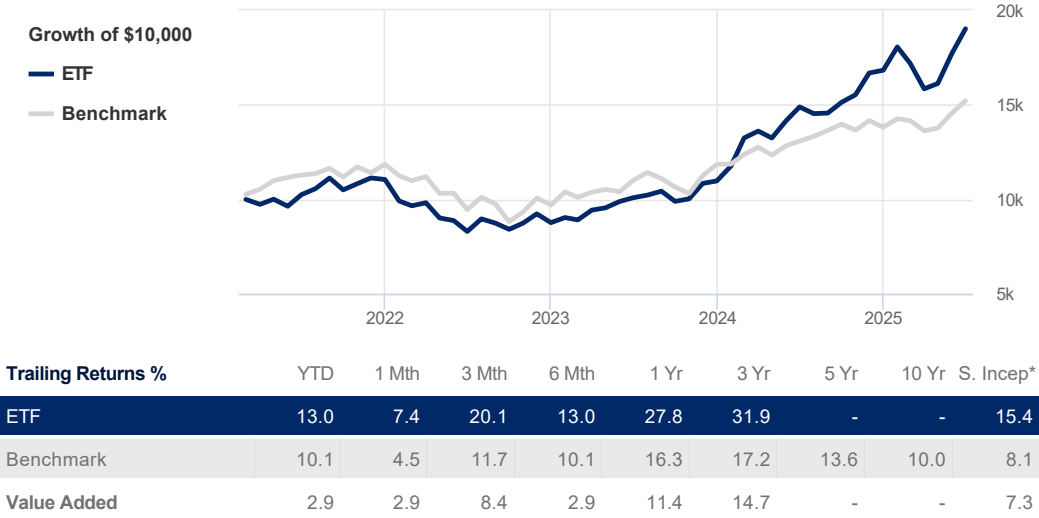
CI Munro Global Growth Equity Fund (XTSE:CMGG.U)

Benchmark Dow Jones Global TR Index (US\$)

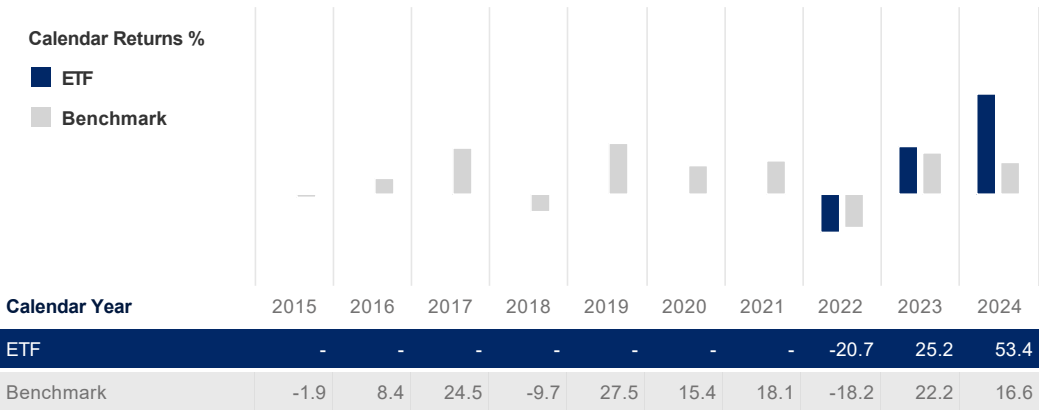
Printed on July 21, 2025

Performance Analysis

June 30, 2025



*Simulated performance since inception on January 7, 2021



Investment Objective

The fund seeks to maximize long-term capital appreciation primarily through exposure to a portfolio of growth-oriented equities issued by companies located anywhere in the world. Any change to the fundamental investment objective must be approved by a majority of votes cast at a meeting of unitholders held for that reason.

Statistics

June 30, 2025

	ETF	Benchmark
Annualized Standard Dev	18.7%	10.5%
Fixed Income	ETF	Benchmark
YTM	-	-
Credit Quality	-	-
Average Maturity	-	-

Risk Rating

June 30, 2025

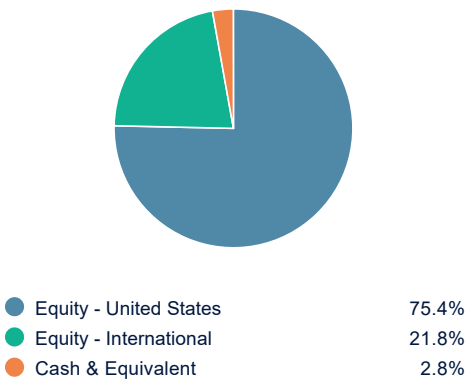
Low	Low to Medium	Medium	Medium to High	High
-----	---------------	--------	----------------	------

The chart above shows the volatility level of the ETF (based on standard deviation of the ETF's total returns since inception).

Portfolio Allocations

March 31, 2025

Asset Allocations



Sector Allocations

Sensitive	73.6%
Technology	39.1%
Industrial Goods	15.1%
Consumer Services	10.9%
Energy	4.5%
Telecommunication	4.1%
Defensive	16.9%
Health Care	7.2%
Consumer Goods	4.3%
Cash & Equivalent	2.8%
Utilities	2.5%
Cyclical	9.6%
Financial Services	6.7%
Basic Material	1.6%
Real Estate	1.4%

Top Holdings

Top Holdings	% Assets
Amazon.com Inc - Common	5.49%
NVIDIA Corp - Common	5.00%
Microsoft Corp - Common	4.29%
US DOLLAR	4.02%
Taiwan Semiconductor Manufactrg Co Ltd - Common	3.98%
Crh PLC - Common	3.94%
Mastercard Inc - Common CI A	3.83%
Netflix Inc - Common	3.45%
Meta Platforms Inc - Common CI A	3.43%
Constellation Energy Corp - Common	3.13%
Total percentage of top 10 holdings	40.56%
Total number of holdings	49