

Hamilton Canadian Financials YIELD MAXIMIZER™ ETF

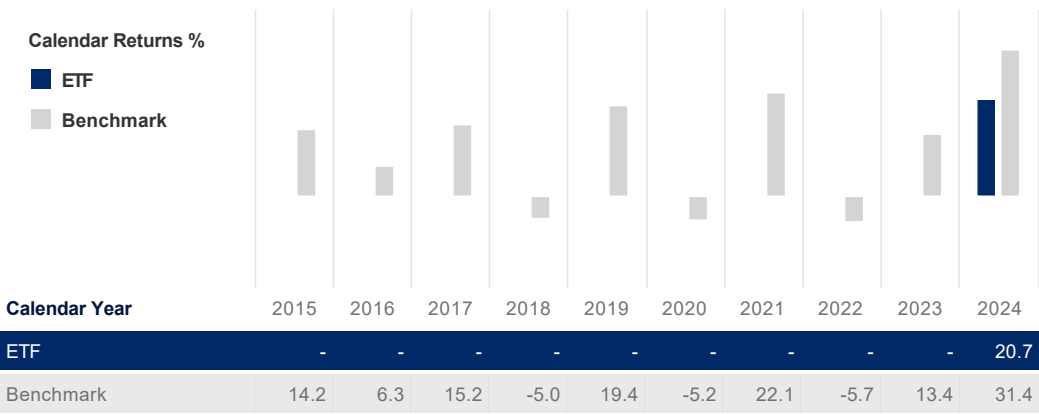
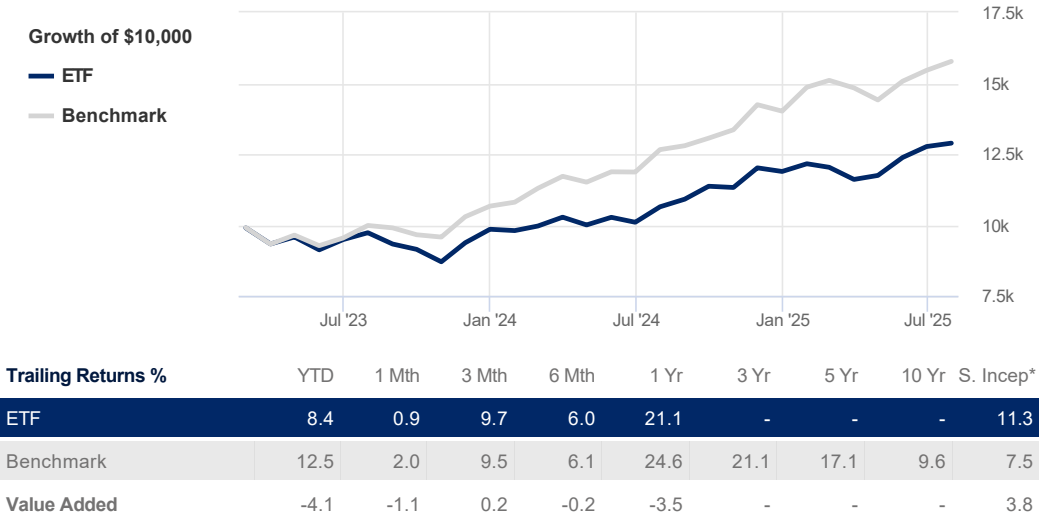
(XTSE:HMAX)

Benchmark Dow Jones Global Financials TR Index (C\$)

Printed on August 27, 2025

Performance Analysis

July 31, 2025



Investment Objective

The investment objective of HMAX is to deliver attractive monthly income, while providing exposure to a market cap-weighted portfolio of Canadian financial services equity securities. To supplement dividend income earned on the equity holdings, mitigate risk and reduce volatility, HMAX employs a covered call option writing program.

Statistics

July 31, 2025

	ETF	Benchmark
Annualized Standard Dev	9.9%	10.3%
Fixed Income	ETF	Benchmark
YTM	-	-
Credit Quality	-	-
Average Maturity	-	-

Risk Rating

July 31, 2025

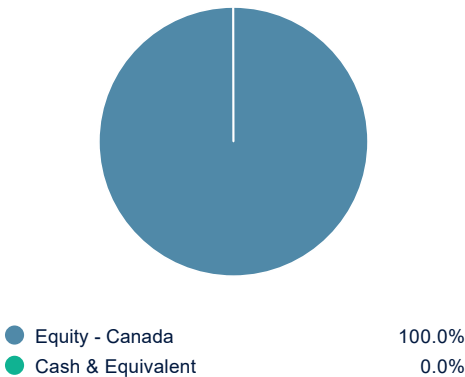
Low	Low to Medium	Medium	Medium to High	High
-----	---------------	--------	----------------	------

The chart above shows the volatility level of the ETF (based on standard deviation of the ETF's total returns since inception).

Portfolio Allocations

December 31, 2024

Asset Allocations



Sector Allocations

Cyclical	100.8%
Financial Services	100.8%
Defensive	0.0%
Cash & Equivalent	0.0%
Other	-0.8%
Other	-0.8%

Top Holdings

Top Holdings	% Assets
Royal Bank of Canada - Common	24.10%
Brookfield Corp - Common CI A	13.36%
Toronto-Dominion Bank - Common	13.15%
Bank of Montreal - Common	9.99%
Bank of Nova Scotia - Common	9.43%
Canadian Imperial Bank of Commerce - Common	8.52%
Manulife Financial Corp - Common	7.60%
Sun Life Financial Inc - Common	4.82%
Intact Financial Corp - Common	4.58%
National Bank of Canada - Common	4.42%
Total percentage of top 10 holdings	99.97%
Total number of holdings	39