

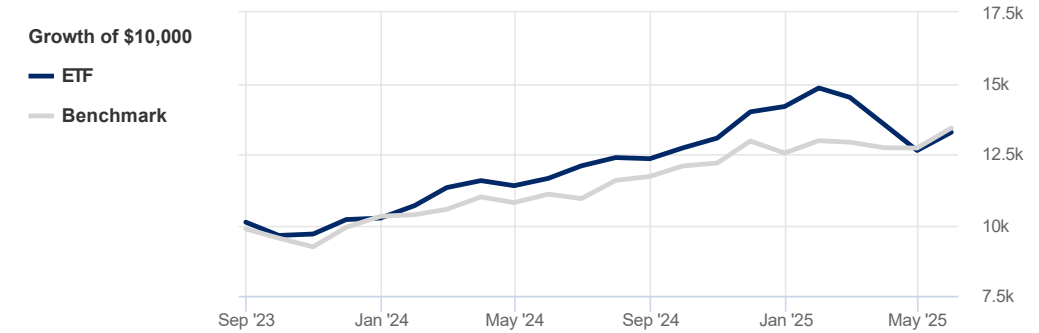
Global X Enhanced US Large Cap Equity Covered Call ETF (XTSE:USCL)

Benchmark S&P/TSX Composite Index TR

Printed on June 29, 2025

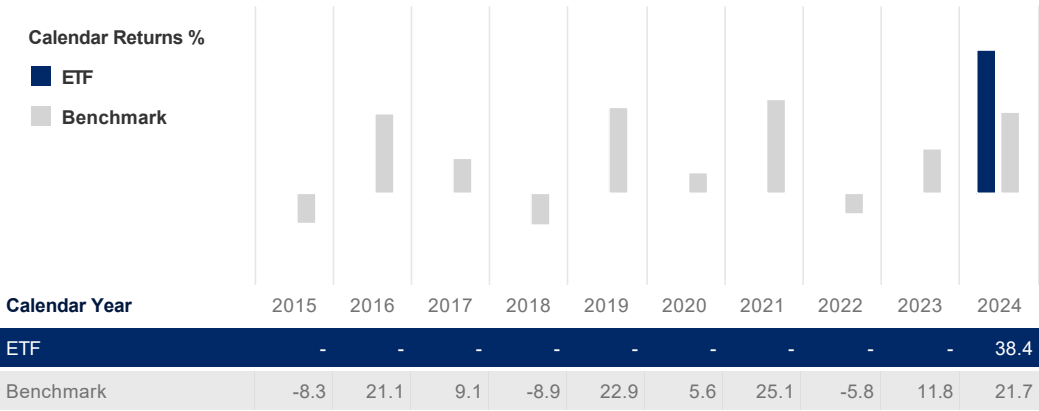
Performance Analysis

May 31, 2025



Trailing Returns %	YTD	1 Mth	3 Mth	6 Mth	1 Yr	3 Yr	5 Yr	10 Yr	S. Incep*
ETF	-6.4	5.1	-8.5	-5.1	14.0	-	-	-	17.2
Benchmark	7.0	5.6	3.9	3.5	21.0	11.5	14.9	9.0	9.6
Value Added	-13.5	-0.5	-12.4	-8.7	-7.1	-	-	-	7.6

*Simulated performance since inception on July 6, 2023



Investment Objective

The ETF seeks to provide, to the extent reasonably possible and net of expenses: (a) exposure to the performance of the large- cap market segment of the U.S. equity market; and (b) high monthly distributions of dividend and call option income. To generate income, the ETF will be exposed to a dynamic covered call option writing program. The ETF will also employ leverage through cash borrowing and will generally endeavour to maintain a leverage ratio of approximately 125%.

Statistics

May 31, 2025

	ETF	Benchmark
Annualized Standard Dev	15.3%	11.1%
Fixed Income	ETF	Benchmark
YTM	-	-
Credit Quality	-	-
Average Maturity	-	-

Risk Rating

May 31, 2025

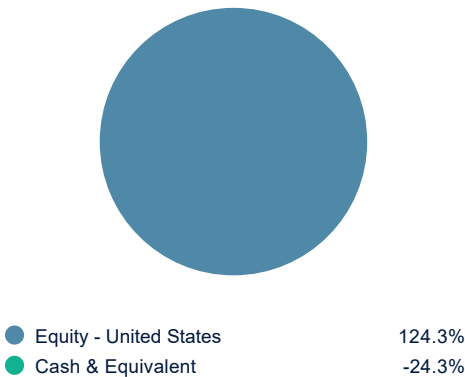
Low	Low to Medium	Medium	Medium to High	High
-----	---------------	--------	----------------	------

The chart above shows the volatility level of the ETF (based on standard deviation of the ETF's total returns since inception).

Portfolio Allocations

December 31, 2024

Asset Allocations



Sector Allocations

Other	124.3%
Exchange Traded Fund	126.7%
Other	-2.3%
Defensive	-24.3%
Cash & Equivalent	-24.3%

Top Holdings

Top Holdings	% Assets
Global X S&P 500 Index CC ETF (USCC)	125.01%
Cash and Cash Equivalents	-25.01%
Total percentage of top 10 holdings	100.00%
Total number of holdings	2